



Single Orifice UltraStream Nozzle

Specifications

Solid stream spray
Maximum operating pressure: 2000 psi (138 bar)
Maximum temperature: 250°F (121°C)
Material options: 316 stainless steel or ceramic orifice with brass body. Ruby orifice with 303 stainless steel body
1/8" NPT or BSPT (M) inlet connection
Orifice dia. from 0.015" to 0.060" (0.38 mm to 1.5 mm)
Adapter/strainer assembly option with 3/8" NPT or BSPT (M) connection



Dual Orifice UltraStream Nozzle

Specifications

Twin parallel solid stream sprays
Maximum operating pressure: 1000 psi (70 bar)
Maximum temperature: 250°F (121°C)
Ruby orifice with 303 stainless steel body
1/8" NPT or BSPT (F) inlet connection
Orifice dia. from 0.010" to 0.020" (0.25 mm to 0.51 mm)

UltraStream® Nozzles

UltraStream nozzles provide precise, even trimming of a wide variety of paper grades.

Benefits

- Powerful, needle-like solid stream spray designed for edge trimming, cutting and slitting.
- Two models available:
 - Single orifice version suitable for use with most paper grades
 - Dual orifice version provides twin parallel solid stream sprays for precise edge trimming on fine or specialty papers. Eliminates the need for two nozzles used in tandem, reduces splash-back build up and simplifies spray alignment. Beveled body shape ensures splash-back drips to waste side of trim
- Choice of orifice materials for single orifice models: 316 stainless steel, high-alumina ceramic or ruby
- Dual orifice models feature ruby orifices
- Synthetic ruby orifice material provides superior spray precision and wear resistance. Stream remains steady in early stages of wear
- Optional adapter/strainer for single orifice model to minimize clogging, especially helpful when recirculated water is used

UltraStream® Nozzles

UltraStream Performance – Single Orifice UltraStream Nozzle

UltraStream Nozzle No.	Orifice Dia. Inches (mm)	Capacity -- Gallons Per Minute (Liters per Minute)						
		100 psi (7 bar)	200 psi (10 bar)	400 psi (30 bar)	600 psi (50 bar)	800 psi (60 bar)	1000 psi (70 bar)	2000 psi (138 bar)
38170-15- and 38171-15- and 48461-15-SSRBY	0.015 (0.38)	0.04 (0.17)	0.06 (0.21)	0.09 (0.36)	0.11 (0.46)	0.13 (0.50)	0.14 (0.54)	0.20 (0.76)
38170-20-* and 38171-20*- and 48461-20-SSRBY	0.020 (0.51)	0.08 (0.31)	0.11 (0.36)	0.16 (0.63)	0.20 (0.82)	0.23 (0.89)	0.25 (0.96)	0.36 (1.4)
38170-25-* and 38171-25*- and 48461-25-SSRBY	0.025 (0.64)	0.12 (0.48)	0.18 (0.57)	0.25 (0.99)	0.31 (1.3)	0.35 (1.4)	0.40 (1.5)	0.56 (2.1)
38170-30-* and 38171-30*- and 48461-30-SSRBY	0.030 (0.76)	0.18 (0.69)	0.25 (0.82)	0.36 (1.4)	0.44 (1.8)	0.51 (2.0)	0.57 (2.2)	0.80 (3.1)
38170-35-* and 38171-35*- and 48461-35-SSRBY	0.035 (0.89)	0.24 (0.93)	0.35 (1.1)	0.49 (1.9)	0.60 (2.5)	0.69 (2.7)	0.77 (3.0)	1.1 (4.2)
38170-40-* and 38171-40*- and 48461-40-SSRBY	0.040 (1.0)	0.32 (1.2)	0.45 (1.5)	0.64 (2.5)	0.78 (3.3)	0.90 (3.6)	1.0 (3.9)	1.4 (5.4)
38170-45-* and 38171-45*- and 48461-45-SSRBY	0.045 (1.1)	0.40 (1.5)	0.57 (1.9)	0.81 (3.2)	0.99 (4.1)	1.2 (4.5)	1.3 (4.9)	1.8 (6.9)
38170-50-* and 38171-50*-	0.050 (1.3)	0.50 (1.9)	0.71 (2.3)	1.0 (4.0)	1.2 (5.1)	1.4 (5.6)	1.6 (6.0)	2.2 (8.5)
38170-60-* and 38171-60*-	0.060 (1.5)	0.72 (2.8)	1.0 (3.3)	1.4 (5.7)	1.8 (7.3)	2.0 (8.0)	2.3 (8.7)	3.2 (12.2)

For 38170 and 38171, specify orifice material. CER = Ceramic 316SS = Stainless Steel. 38170-15* and 38171-15* are available with 316SS orifice only. 48461 is only available with ruby orifice.

UltraStream Performance – Dual Orifice UltraStream Nozzle

UltraStream Nozzle No.	Orifice Dia. Inches (mm)	Capacity -- Gallons Per Minute (Liters per Minute)					
		100 psi (7 bar)	200 psi (10 bar)	400 psi (30 bar)	600 psi (50 bar)	800 psi (60 bar)	1000 psi (70 bar)
58035-2-10-SSRBY	0.010 (0.25)	0.04 (0.15)	0.05 (0.18)	0.08 (0.31)	0.09 (0.39)	0.11 (0.43)	0.12 (0.46)
58035-2-15-SSRBY	0.015 (0.38)	0.09 (0.35)	0.13 (0.41)	0.18 (0.72)	0.22 (0.93)	0.26 (1.02)	0.29 (1.09)
58035-2-20-SSRBY	0.020 (0.51)	0.16 (0.62)	0.23 (0.74)	0.33 (1.28)	0.40 (1.66)	0.46 (1.81)	0.51 (1.95)

Typical Applications



Paper Edge Trimming

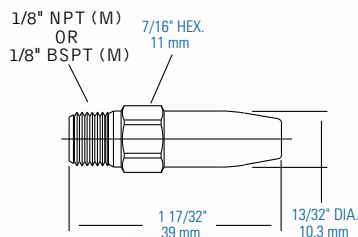


Paper Cutting and Slicing

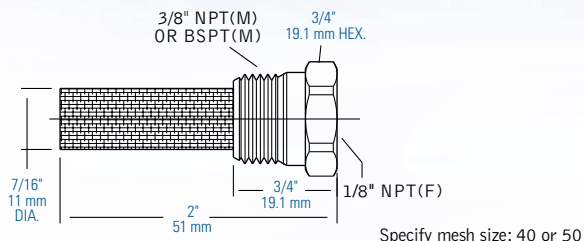


Product Details – Single Orifice UltraStream® Nozzle

Models 38171 and 48461
Single Orifice UltraStream Nozzles



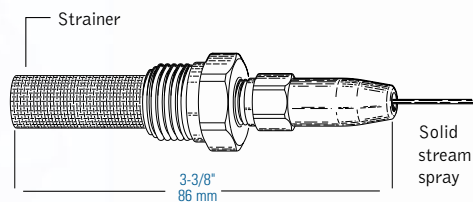
Model 38172
Adapter/Strainer Assembly



Specify mesh size: 40 or 50

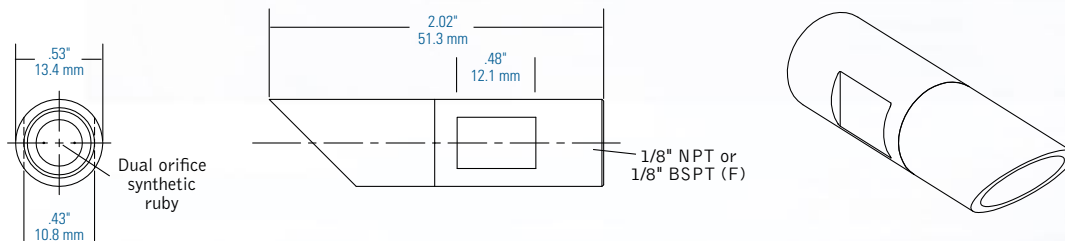
UltraStream Nozzle with Strainer

Model 38170
UltraStream Nozzle With Strainer



Product Details – Dual Orifice UltraStream Nozzle

Model 58035
Dual Orifice Ruby UltraStream Nozzle



Ordering Information

Model 38170
38170 — **15** — **CER**
 | | |
 Nozzle Orifice Orifice
 Type Dia. Material
 └─────────┘
 Nozzle No.

Model 58035-2
58035-2 — **15** — **SSRBY**
 | | |
 Nozzle Orifice Orifice
 Type Dia. Material
 └─────────┘
 Nozzle No.

BSPT connections require the addition of a "B" prior to the inlet connection.
Mesh size is 40 unless otherwise specified.

BSPT connections require the addition of a "B" prior to the inlet connection.

Other Helpful Resources

72020 Alignment Device;
Bulletin 611

Addresses a device to facilitate the mounting and adjustment of UltraStream nozzles for reduced maintenance downtime and costly paper tears.




Automatic Brush Shower;
Bulletin 561

Eliminate manual brush operation in existing applications and/or eliminate manual cleaning entirely in new applications by installing our automatic brush showers.




A Guide to Spray Technology for the Pulp and Paper Industry;
Bulletin 356B

Showers, spray nozzles, spray controllers, spray performance testing and spray optimization tips for paper mills are featured in this 24-page bulletin.



Industrial Spray Products;
Catalog 70

Full-line catalog including spray nozzles and accessories, technical data and problem solving ideas.



Spraying Systems Co.
Experts in Spray Technology



Spray Nozzles



Spray Control



Spray Analysis



Spray Fabrication

P.O. Box 7900, Wheaton, IL 60189-7900 USA
Tel: 1.800.95.SPRAY Intl. Tel: 1.630.665.5000
Fax: 1.888.95.SPRAY Intl. Fax: 1.630.260.0842
www.spray.com

