



## SPRAY TECHNOLOGY SOLUTIONS FOR RENDERERS & PET FOOD PRODUCERS

PRECISION ADDITIVE APPLICATION



*Spraying Systems Co.*  
Experts in Spray Technology





## IMPROVE PRODUCT QUALITY & REDUCE COSTS WITH PRECISION APPLICATION OF ANTIOXIDANTS, PALATANTS AND OTHER ADDITIVES

Most processors apply a wide range of additives to offal and formed products at different stages of production to enhance product quality and extend shelf life.

### Most processors also struggle with challenges like:


- Over-application of additives, which is both wasteful and costly
- Inconsistent application of additives, which results in quality issues and production slowdowns
- Dangerous and messy misting that increases maintenance time and causes worker safety issues

There's a more efficient and cost-effective way to apply chemicals and boost production. Automated spray systems from AutoJet® Technologies ensure the proper volume of additive is applied uniformly and directly on the target, without waste and without compressed air. The result is better quality products, lower operating costs and increased production. No matter where your application points are and what additives are being used, we have a system to meet your needs.


## RENDERING PLANTS

Ideally suited to apply antioxidants before the grinder, after the hammer mill, on the shaker table or in the blender, our AutoJet 1750+ Spray Control System with PulsaJet® hydraulic spray nozzles ensures consistent application to prevent oxidation. This system requires no compressed air and provides automatic adjustment of the application rate based on operating conditions such as changing line speed or the product weight in the tumbler/blender.

## DRY PET FOOD PROCESSING

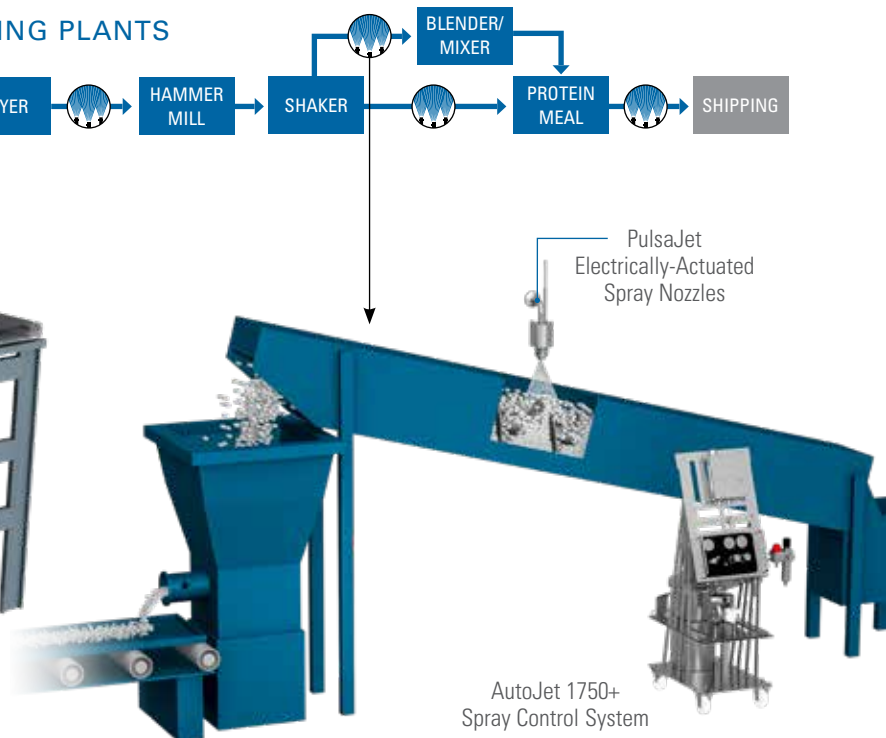
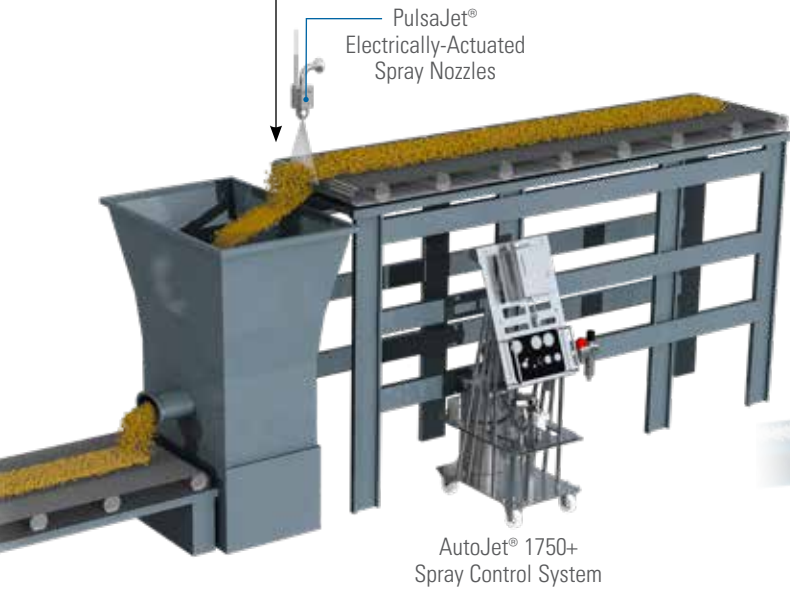
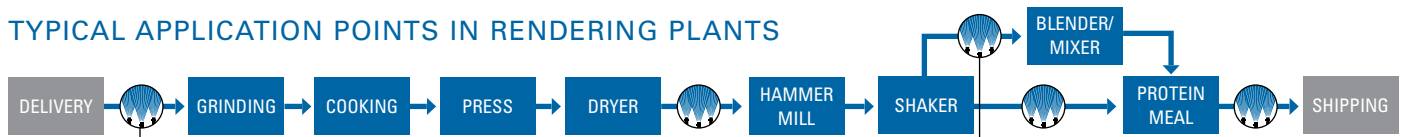


To prevent kibbles from sticking to dryer belts, release agents are often applied. Traditionally, systems with air atomizing nozzles have been used. The compressed air that atomizes the release agent results in messy, wasteful misting and high operating costs. We have two solutions that apply release agents and oil uniformly, with very little waste. The AutoJet 2500 Electrostatic System is ideal for low flow rates – 0.1-20 cc/min. For flow rates above 20 cc/min., the AutoJet 1750+ Spray Control System is recommended.

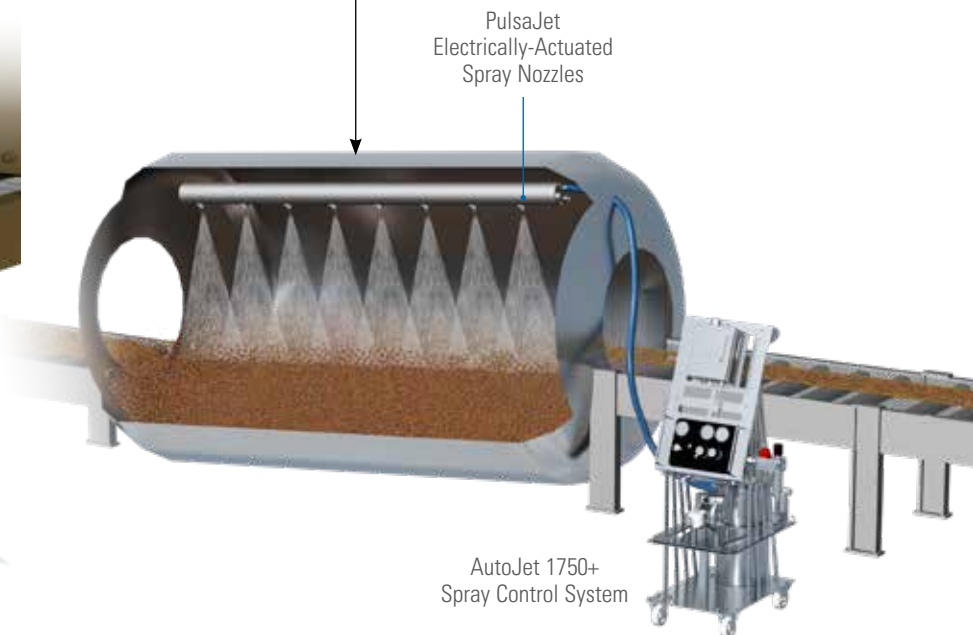
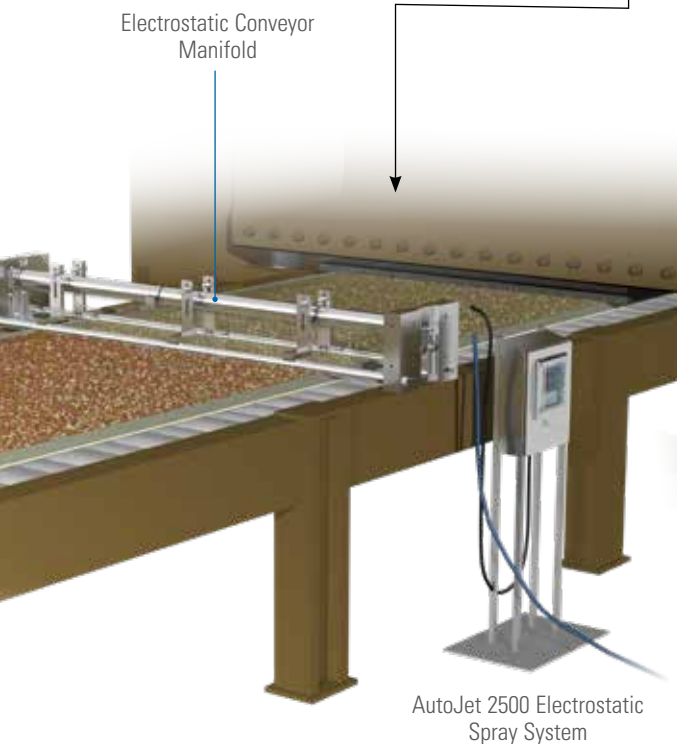


Another common operation involving spray technology is the application of oils, palatants, vitamins and other supplements in the tumbler/coater. The AutoJet 1750+ Spray Control System is widely used. The spray controller ensures additives are applied only when product is present, adjusts the application rate based on product weight in the tumbler/coater, alerts operators when tanks are low and stops production in the event of an application problem.

## TYPICAL APPLICATION POINTS IN RENDERING PLANTS



## TYPICAL APPLICATION POINTS IN PET FOOD PROCESSING



## A CLOSER LOOK AT THE TECHNOLOGY

### AUTOJET® 1750+ SPRAY SYSTEM


<p><b>Choice of four versions</b> – user configurable</p> <ul style="list-style-type: none"> <li>• Pump, pumpless, pressure pot and control panel only. Food contact versions available</li> <li>• Liquid control only, liquid and atomizing air control and liquid, air atomizing and fan air control options</li> </ul>
<p><b>Dimensions</b> (with optional cart): 41" H x 17" W x 22.5" D (1m H x 0.43m W x 0.57m D)</p>
<p><b>Weight:</b> Less than 85 lbs. (38.5 kg)</p>
<p><b>UL, cUL rated</b></p>
<p><b>Pumping and flow ratings:</b> fluid viscosity 1000 cP or less at 68°F (20°C); fluid temperatures of 32° to 140°F (0° to 60°C)</p>
<p><b>Flow and pressure ratings:</b> 3.5 gpm at 40 psi (13.2 lpm at 2.8 bar); 70 scfm for nozzles plus the pump air</p>
<p><b>Maximum air and liquid pressure:</b> 100 psi (7 bar)</p>
<p><b>Three timing modes:</b> fixed spray time, variable spray time and repeat</p>
<p><b>Standard triggering options:</b> various laser sensors</p>



### AUTOJET 2500 ELECTROSTATIC SPRAY SYSTEM

How Electrostatic Spraying Works: A negatively charged liquid coating is attracted to a neutral, grounded target. The physical attraction of the liquid to the target pulls the coating to the surface, providing a very high transfer efficiency (typically over 90%).

<p><b>Spray controller:</b> Choose from standard controller or stainless steel</p>
<p><b>Conveyor manifold</b></p> <ul style="list-style-type: none"> <li>• Width: 6", 12" or 24" modular sections</li> <li>• Orifice size: 0.020" (0.51 mm) or 0.030" (0.79 mm)</li> <li>• Flow rate: 0.1-20 cc/min. (per manifold)</li> <li>• System sizes: 6", 12", 18", 24", 30", 36" and custom sizes available (combined width, all manifolds)</li> </ul>
<p><b>Fluid delivery systems</b></p> <ul style="list-style-type: none"> <li>• 15 gallon (56.78 liter) polyethylene tank</li> <li>• Dip tube and panel mounted pump with distribution manifold</li> </ul>



Call 1.800.95.SPRAY to speak with your local spray specialist or visit [spray.com](http://spray.com) for more information.



**Spraying Systems Co.®**

Experts in Spray Technology

North Avenue and Schmale Road, P.O. Box 7900, Wheaton, IL 60187-7901 USA

Tel: 1.800.95.SPRAY

Intl. Tel: 1.630.665.5000

Fax: 1.888.95.SPRAY

Intl. Fax: 1.630.260.0842

[www.spray.com](http://www.spray.com)



Bulletin No. 792 Printed in the U.S.A. ©Spraying Systems Co. 2022