



FOR TANK DIA. UP TO **100 ft.**
(30.5 m)

PAINT TANKS • CHEMICAL TANKS
ADHESIVE TANKS • BLENDERS
TANKER TRUCKS • WINE VATS
BROKE CHESTS • PROCESS TANKS
FOOD AND BEVERAGE TANKS
BREWERY TANKS



TANK DIA. UP TO 100 FT. (30.5 M)

INTRODUCTION



CLEAN HARD-TO-REMOVE RESIDUES WITH HIGH-IMPACT, HIGH-EFFICIENCY SPRAYS

IDEAL FOR CLEANING LARGE TANKS

Designed to clean large vessels, these tank cleaners deliver high-impact, high-efficiency sprays for the complete removal of contaminants and residues. Designed to provide effective cleaning in the least amount of time possible, TankJet® 360, AA290, 180 and 80 tank cleaners ensure tanks are returned to service quickly.





QUICK REFERENCE GUIDE

Model	Cleaning Power	Max. Tank Diameter ft. (m)	Operating Principle	Flow Rate Range gpm (lpm)	Operating Pressure psi (bar)	Spray Coverage	Max. Temperature °F (°C)	Materials	Page Number
TankJet® 360	High impact	100 (30.5)	Fluid-driven turbine	30 to 300 (114 to 1136)	40 to 350 (2.8 to 24.1)	360°	250 (121)	Gears – 17-4PH stainless steel Gear shaft bearing system – PTFE or oilite bearing O-rings – self-lubricating EPDM or Viton® Seals – high-performance spring-energized PTFE All other metallurgy – 316 stainless steel	B4
TankJet AA290	High impact	100 (30.5)	Motor-driven	24 to 284 (91 to 1075)	50 to 250 (3.4 to 17.2)	360°	200 (93)	Seals – PTFE fluoropolymer resin All other metallurgy – 316 stainless steel	B6
TankJet 180	High impact	80 (24.4)	Fluid-driven turbine	30 to 300 (114 to 1136)	40 to 350 (2.8 to 24)	180°	250 (121)	Gears – 17-4PH stainless steel O-rings – self-lubricating EPDM or Viton Seals – high-performance spring-energized PTFE Gear shaft bearing system – PTFE or oilite bearing All other metallurgy – 316 stainless steel or Viton	B10
TankJet 80	High impact	50 (15.2)	Fluid-driven turbine	53 to 142 (200 to 538)	60 to 200 (4.1 to 13.8)	360°	250 (121)	316 stainless steel, PTFE and UHMW-PE	B12



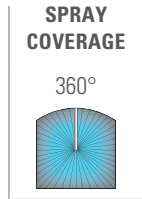
**TANKJET 360 TANK CLEANER
FEATURES AND BENEFITS**

- Provides consistent, high-impact, high-efficiency cleaning over the entire pressure range for short cycle times
- Can be used for high-concentration chemical recirculation cleaning or low-pressure, high-volume cleaning
- Choice of dual- or triple-nozzle fluid-driven hubs in food-grade, oil-lubricated or flow-through gearbox designs
- Nozzles rotate 360° in horizontal and vertical planes, creating a crisscrossing pattern to thoroughly clean tanks and remove the stickiest of residues
- All units are built-to-order, lightweight for easy portability and compact to fit in small tank openings
- Standard clutch version permits easy nozzle hub rotation by hand for insertion and removal from tank; optional pin version for permanent or CIP installations; optional external, self-rinsing nozzles are available for both pin and clutch versions
- Built-in strainer minimizes clogging and extends wear life; user-serviceable for easy maintenance

SPECIFICATIONS

TankJet 360 Tank Cleaner	
Max. tank diameter:	100 ft. (30.5 m)
Operating principle:	Fluid-driven turbine
Flow rate:	30 to 300 gpm (114 to 1136 lpm)*
Operating pressure:	40 to 350 psi (2.8 to 24.1 bar)
Wash cycle time:	10 to 30 min
Max. temperature:	250°F (121°C)
Materials:	Gears – 17-4PH stainless steel Gear shaft bearing system – PTFE or oilite bearing O-rings – self-lubricating EPDM or Viton® Seals – high-performance spring-energized PTFE All other metallurgy – 316 stainless steel
Inlet connection:	2" NPT (F) with 2-1/2" quick disconnect (M) 2" NPT (F) with 2-1/2" NST (NH) hose thread (M) 2" BSPT (F) with 2-1/2" quick disconnect (M)
Optional accessories:	Strainers, recommended mesh size: 20 (840 micron). See page G2

*For flow rates below 30 gpm (114 lpm), contact your local sales engineer for information about TankJet 363 tank cleaners with patented low-flow technology that reduces wastewater costs.



MOUNTING OPTIONS

Vertical	↑	↓
Horizontal	←	→
45° Up	↖	↗
45° Down	↘	↙



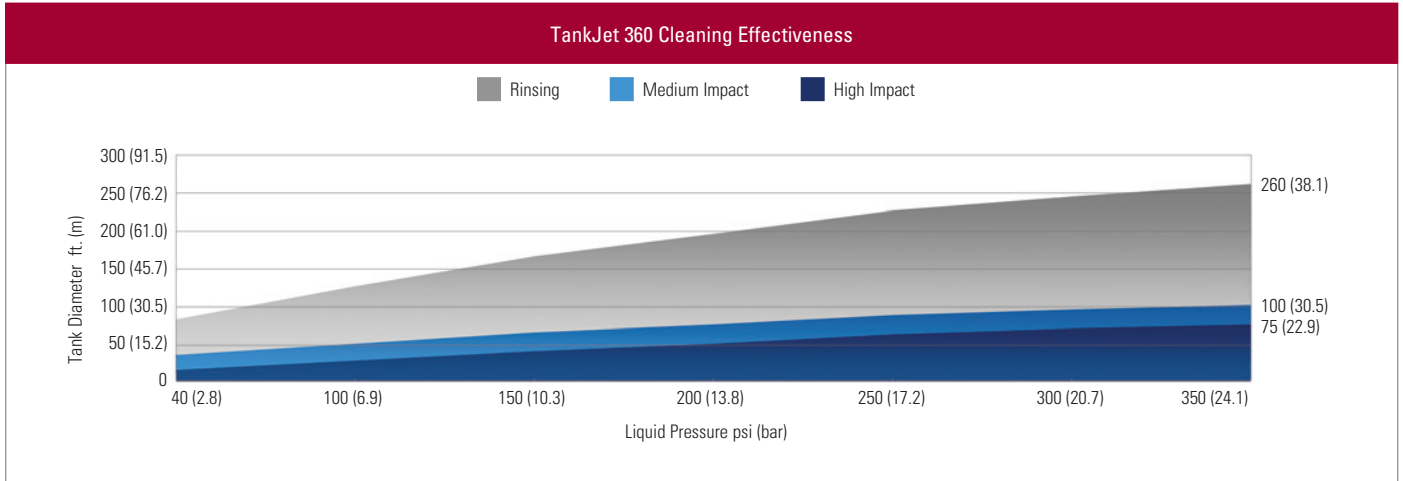
TankJet 360 tank cleaner

IDEAL FOR CLEANING:

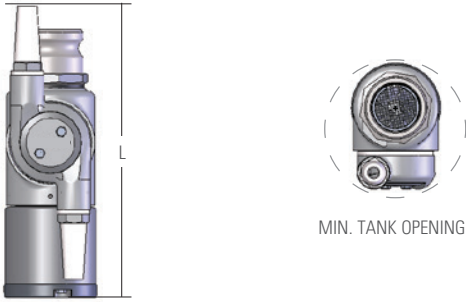
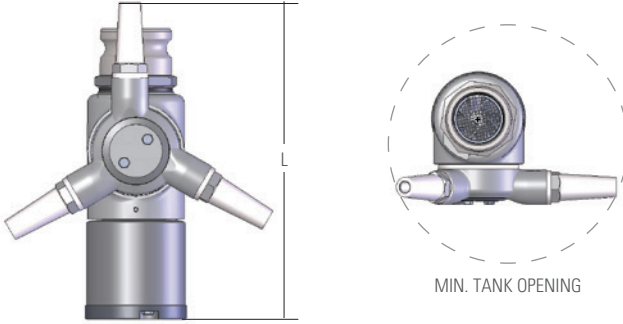
- Blenders
- Brewery tanks
- Food processing vats and tanks
- Pulp storage chests
- Petrochemical/chemical processing reactors
- Processing tanks
- Tanker trucks
- Wine vats

TRY BEFORE YOU BUY:
Ask About Our Free 15-Day Trial Program

PERFORMANCE DATA



DIMENSIONS AND WEIGHTS

TankJet 360 Tank Cleaner	No. of Nozzles	L in. (mm)	Min. Tank Opening in. (mm)
 <p>MIN. TANK OPENING</p>	2	13.3 (338)	6.25 (158)
 <p>MIN. TANK OPENING</p>	3	13.3 (338)	10.25 (260)

For lances, mounting kits, adapters and more, see page G6

ORDERING INFORMATION

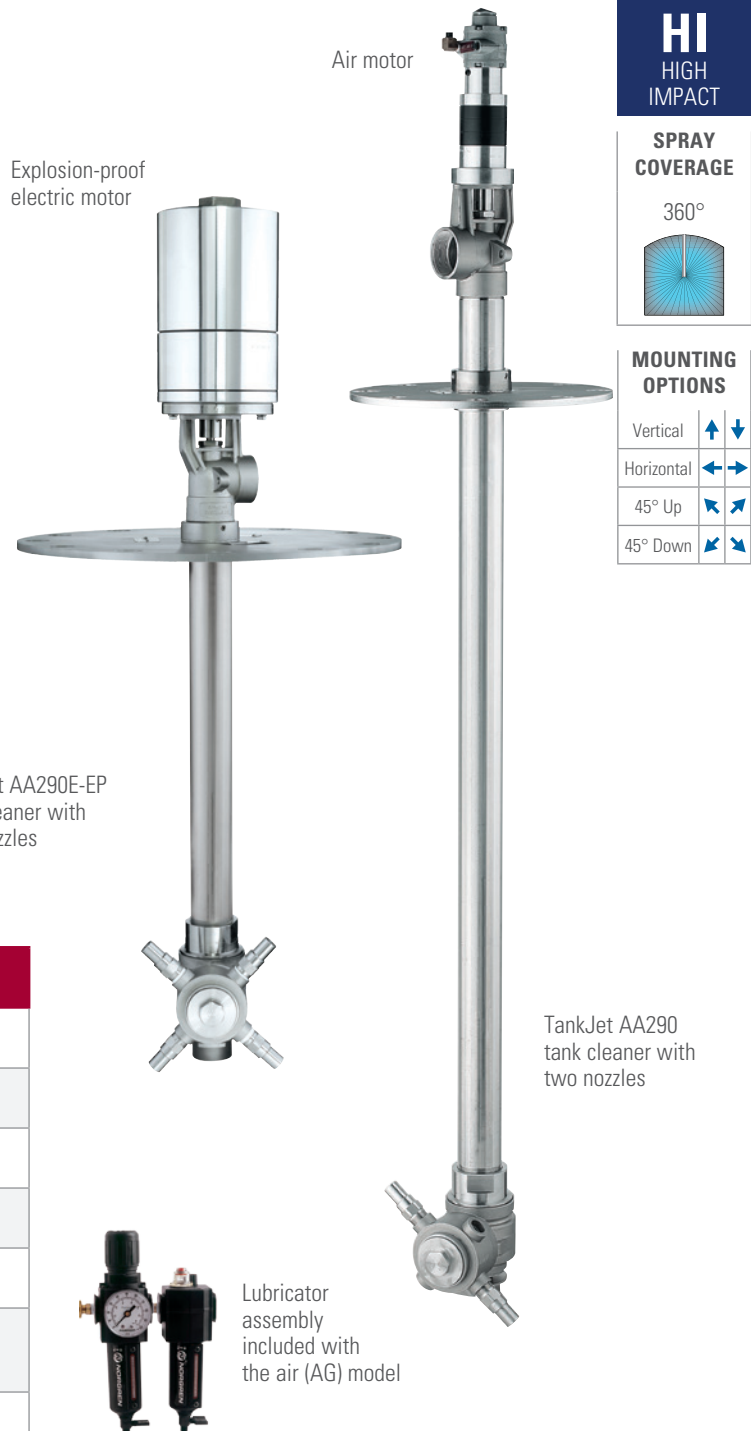
Call your local spray expert for application assistance or to place an order.

**TANKJET AA290 TANK CLEANER
FEATURES AND BENEFITS**

- Dependable, durable motor-driven units provide consistent, high-impact cleaning to remove the most stubborn residues
- Motor is positioned outside the tank to ensure long life and eliminate failures caused by exposure to harmful cleaning solutions; constructed of corrosion-resistant 316 stainless steel with PTFE fluoropolymer resin seals
- 55430 series solid stream nozzles provide optimum impact and have removable stabilizer vanes for easy maintenance
- Flow rates can be controlled through nozzle selection or adjustments to inlet pressure
- Customize by selecting:
 - CE-rated air (AG) or explosion-proof (EP) electric motor
 - Two- or four-nozzle configuration
 - Extension lengths from 3 ft. (0.9 m) up to 10 ft. (3 m)

SPECIFICATIONS

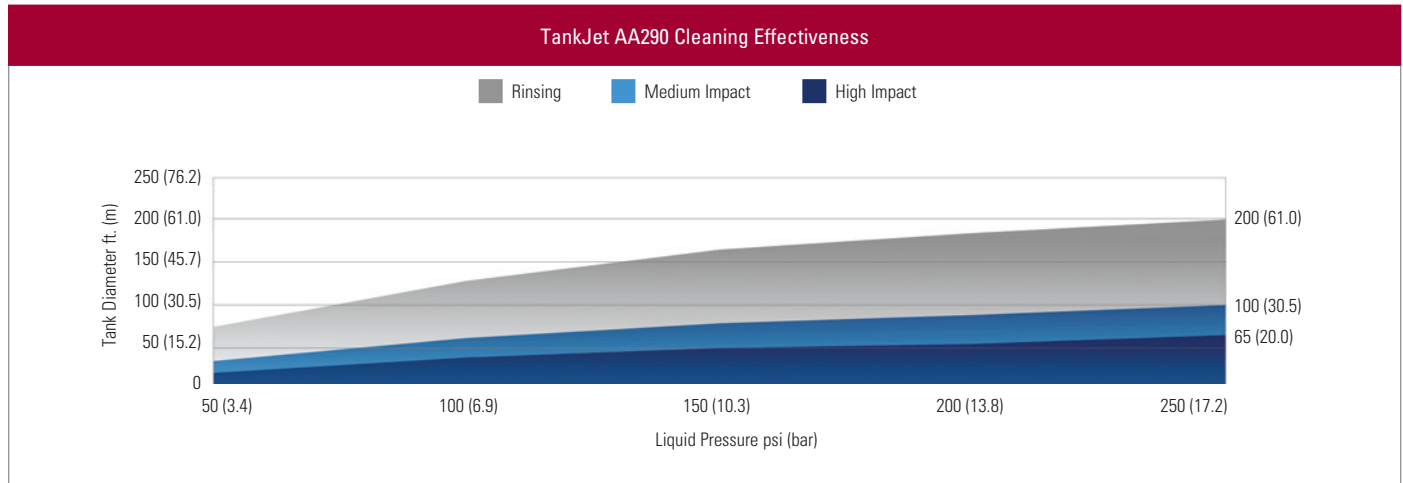
TankJet AA290 Tank Cleaner	
Max. tank diameter:	100 ft. (30.5 m)
Operating principle:	Motor-driven
Flow rate:	24 to 284 gpm (91 to 1075 lpm)
Operating pressure:	50 to 250 psi (3.4 to 17.2 bar)
Max. temperature:	200°F (93°C)
Materials:	Seals – PTFE fluoropolymer resin All other metallurgy – 316 stainless steel
Inlet connection:	2" NPT or BSPT (F)
Flanges:	8" (203 mm) flange for two-nozzle hub 10" (254 mm) flange for four-nozzle hub
Motor options:	Air or explosion-proof electric See page B8
Optional accessories:	Strainers, recommended mesh size: 100 (150 micron). See page G2



IDEAL FOR CLEANING:

- Fermentation and yeast tanks and vats
- Flour silos
- Mixing tanks
- Paint tanks

PERFORMANCE DATA



Model AA290		Total Flow of Equal Capacity, gpm (lpm)* Liquid Inlet Pressure									
Nozzle	Capacity Size	50 psi (3.4 bar)		100 psi (6.9 bar)		150 psi (10.3 bar)		200 psi (13.8 bar)		250 psi (17.2 bar)	
		Two Nozzles	Four Nozzles	Two Nozzles	Four Nozzles	Two Nozzles	Four Nozzles	Two Nozzles	Four Nozzles	Two Nozzles	Four Nozzles
55430-H3/4U	00100	24 (91)	47 (179)	33 (128)	65 (247)	42 (154)	80 (297)	48 (190)	92 (360)	53 (200)	101 (379)
	00200	45 (170)	88 (336)	63 (241)	124 (475)	79 (293)	151 (564)	91 (360)	169 (653)	101 (380)	177 (667)
	00250	56 (212)	108 (410)	77 (296)	151 (577)	96 (356)	184 (685)	110 (434)	205 (796)	122 (458)	216 (816)
	00350	77 (293)	144 (546)	109 (415)	190 (725)	133 (496)	225 (841)	150 (584)	248 (958)	160 (602)	259 (978)
	00400	88 (335)	161 (613)	123 (470)	215 (820)	150 (559)	254 (948)	167 (648)	277 (1064)	176 (664)	284 (1075)

*Note: Liquid inlet pressure measured near inlet connection of tank cleaner.

**AIR MOTOR (AG)
CYCLE TIME DATA**

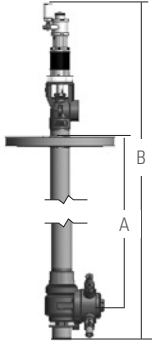
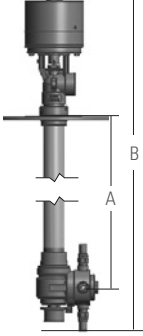
Air Pressure psi (bar)	Air Consumption scfm (lpm)	Approx. Speed (rpm)		Approx. Time for One Complete Cycle (min.)	
		Liquid Pressure psi (bar)			
		50 (3.4)	250 (17.2)	50 (3.4)	250 (17.2)
6.0 (0.4)	3.2 (91)	1.2	1.0	50.8	61.0
8.0 (0.6)	4.1 (116)	4.8	4.4	12.7	13.9
10.0 (0.7)	4.9 (139)	7.9	7.1	7.7	8.6

**EXPLOSION-PROOF MOTOR (EP)
CYCLE TIME DATA**

Approx. Speed (rpm)	Supply	Approx. Time for One Complete Cycle (min.)
4.0	120 VAC 60 Hz	16.0

For lances, mounting kits, adapters and more, see section G, Accessories

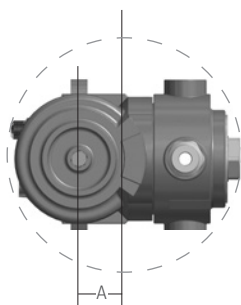
DIMENSIONS AND WEIGHTS

TankJet AA290 Tank Cleaner	Model	A Extension Length ft. (m)	B Overall Length ft. (m)	Weight with 8" Flange lbs. (kg)	Weight with 10" Flange lbs. (kg)
Air motor (AG) 	AA290AG_F	3 (0.9)	60.88 (1.5)	56 (25.5)	63 (28.7)
	AA290AG_F	4 (1.2)	72.88 (1.8)	60 (27.3)	67 (30.5)
	AA290AG_F	6* (1.8)	96.88 (2.5)	69 (31.4)	76 (34.6)
Electric motor Explosion Proof (E-EP) 	AA290E_F-EP	3 (0.9)	61.75 (1.6)	66 (30.1)	73 (33.2)
	AA290E_F-EP	4 (1.2)	73.75 (1.8)	70 (31.9)	77 (35)
	AA290E_F-EP	6* (1.8)	97.75 (2.5)	79 (36)	86 (39.1)

* Extensions up to 10 ft. (3 m) available on request

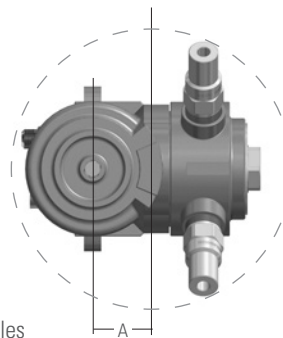
SPRAY HEAD TANK OPENING DIAMETER

Model	No. of Nozzles	Min. Tank Opening in. (mm)	A in. (mm)
AA290	2	7.25 (184)	1.60 (41)
	4	8.25 (210)	1.96 (50)



Two Nozzles

MIN. TANK
OPENING

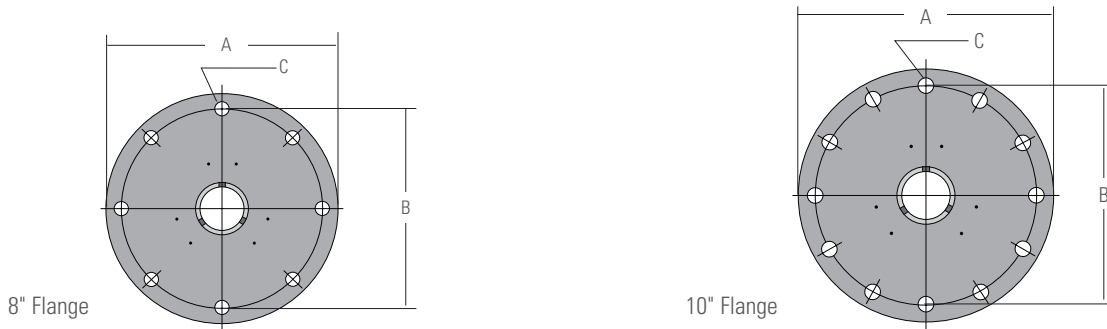


Four Nozzles

MIN. TANK
OPENING

FLANGE SPECIFICATIONS

Flange	No. of Flange Holes	A Outside Diameter in. (mm)	B Bolt Circle Diameter in. (mm)	C Bolt Hole Diameter in. (mm)	Thickness in. (mm)
8"	8	13.5 (342.9)	11.75 (298.5)	0.875 (22.2)	0.375 (9.5)
10"	12	16 (406.4)	14.25 (362)	1 (25.4)	0.375 (9.5)



ORDERING INFORMATION

TANKJET AA290AG TANK CLEANER

Model*	Motor**	Flange	-	Extension Length	-	No. of Nozzles	+	Nozzle†	-	Material Code	-	Capacity Size
EXAMPLE												
AA290	AG	8F	-	3	-	2	+	55430-H3/4U	-	316SS	-	00100

TANKJET AA290E-EP TANK CLEANER

Model*	Motor**	Flange	-	Explosion-proof Motor	-	Extension Length	-	No. of Nozzles	+	Nozzle†	-	Material Code	-	Capacity Size
EXAMPLE														
AA290	E	10F	-	EP	-	3	-	4	+	55430-H3/4U	-	316SS	-	00100

*Add B after AA in the tank cleaner model for BSPT connections.
 **Motor: Specify AG for air and E-EP for electric explosion-proof.
 †Use nozzle number 55430-HB3/4U for BSPT connections.

TANK DIA.
UP TO **80 ft.** (24.4 m)

TANKJET® 180 TANK CLEANER

TANKJET 180 TANK CLEANER FEATURES AND BENEFITS

- Customizable to your operation, the TankJet 180 can be used for high-concentration chemical recirculation cleaning or low-pressure, high-volume cleaning
- Food-grade, oil-lubricated or flow-through gearbox designs are fluid-driven and ideal for open top tanks; a built-in strainer minimizes clogging
- Nozzles rotate on multiple axes creating a crisscross pattern to thoroughly clean tanks and remove the stickiest of residues
- Concentrated cleaning stream effectively cleans bottom and shadow areas of tanks, outperforming other fluid-driven tank cleaners
- All units are built-to-order and lightweight for easy portability

SPECIFICATIONS

TankJet 180 Tank Cleaner	
Max. tank diameter:	80 ft. (24.4 m)
Operating principle:	Fluid-driven turbine
Flow rate:	30 to 300 gpm (114 to 1136 lpm)
Operating pressure:	40 to 350 psi (2.8 to 24 bar)
Wash cycle time:	10 to 30 min
Max. temperature:	250°F (121°C)
Materials:	Gears – 17-4PH stainless steel O-rings – self-lubricating EPDM or Viton Seals – high-performance spring-energized PTFE Gear shaft bearing system – PTFE or oilite bearing All other metallurgy – 316 stainless steel or Viton
Inlet connection:	2" NPT (F) with 2-1/2" quick-disconnect (M) 2" NPT (F) with 2-1/2" NST hose thread (M) 2" BSPT (F) with 2-1/2" quick-disconnect (M)
Optional accessories:	Strainers, recommended mesh size: 20 (840 micron). See page G2



TankJet 180
tank cleaner

HI
HIGH
IMPACT

**SPRAY
COVERAGE**

180°



**MOUNTING
OPTIONS**

Vertical	↑	↓
Horizontal	←	→
45° Up	↖	↗
45° Down	↙	↘

IDEAL FOR CLEANING:

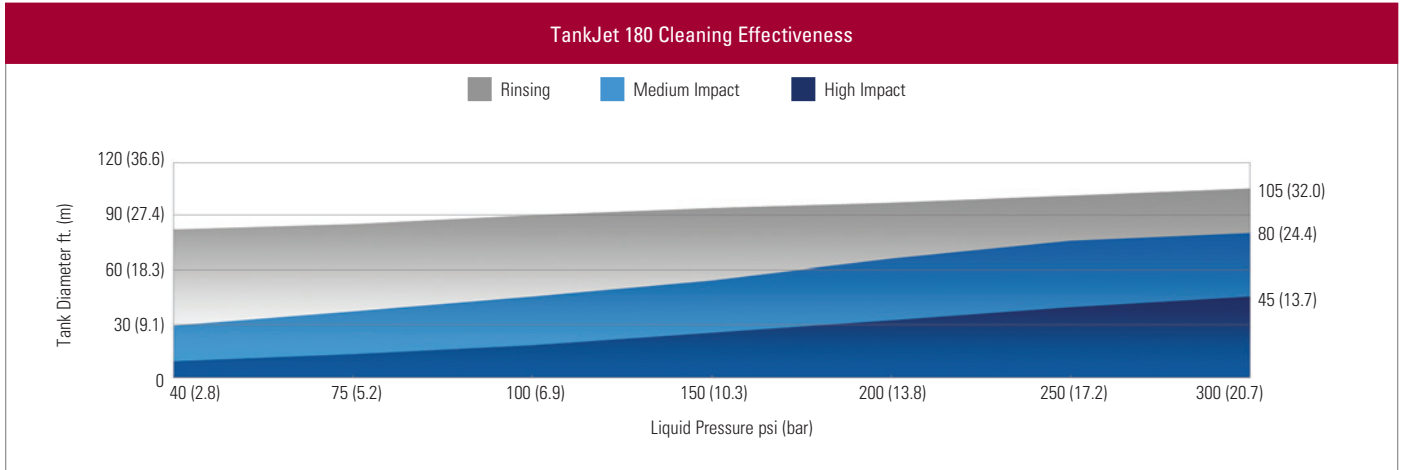
- Adhesive tanks
- Food processing vats and tanks
- Paint tanks
- Petrochemical/chemical processing reactors
- Processing tanks
- Sludge/wastewater tanks

TRY BEFORE YOU BUY:

Ask About Our Free 15-Day Trial Program



PERFORMANCE DATA



DIMENSIONS AND WEIGHTS

TankJet 180 Tank Cleaner	Model	L in. (mm)	W in. (mm)	Min. Tank Opening in. (mm)	Net Weight lbs. (kg)
	TJ180	12.2 (310)	12.13 (308)	12.25 (311)	29 (13.2)

For lances, mounting kits, adapters and more, see page G6

ORDERING INFORMATION

Call your local spray expert for application assistance or to place an order.

**TANKJET 80 & 80H TANK CLEANERS
FEATURES AND BENEFITS**

- Slow rotation provides excellent dwell time on tank surface and offers powerful, reliable cleaning
- Hygienic (H) models feature polished surfaces and enclosed gears, ideal for fermenters, food and brewery applications
- Simple, self-cleaning, flow-through design requires minimal maintenance
- Choice of dual- or triple-nozzle fluid-driven turbine hubs
- Multi-axis rotation provides complete 360° coverage every 45 revolutions
- Lightweight construction for easy portability and installation
- Optional external clean-in-place nozzles help keep unit and drop pipe clean
- Slow Rotation (SR) models available for applications needing longer dwell time

SPECIFICATIONS

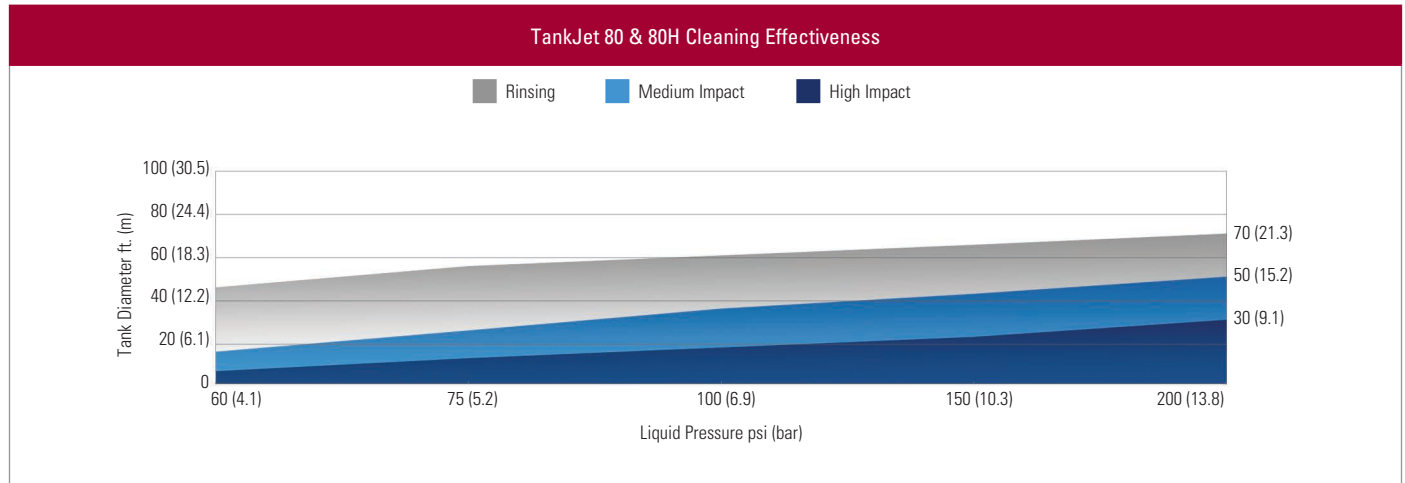
TankJet 80 & 80H Tank Cleaners	
Max. tank diameter:	50 ft. (15.2 m)
Operating principle:	Fluid-driven turbine
Flow rate:	53 to 142 gpm (200 to 538 lpm)
Operating pressure:	60 to 200 psi (4.1 to 13.8 bar)
Max. temperature:	250°F (121°C)
Material:	316 stainless steel, PTFE and UHMW-PE
Rotation speed:	SR: 3 to 8 rpm Std: 8 to 20 rpm
Inlet connection:	1-1/2" NPT or BSPT (F)
Optional accessories:	Strainers, recommended mesh size: 20 (840 micron) See page G2

IDEAL FOR CLEANING:

- Brewery tanks
- Chemical vessels
- Fermenters
- Food and dairy tanks
- Tanker trucks
- Pulp chests



PERFORMANCE DATA

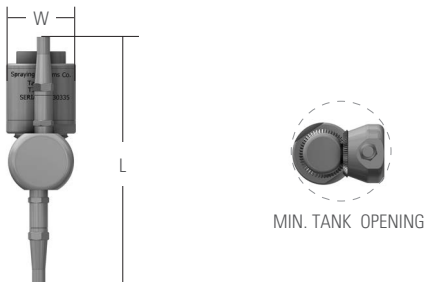
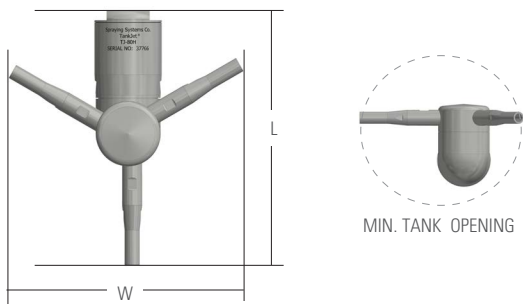


Model TJ80 & 80H				Liquid Flow Capacity gpm (lpm)						
No. of Nozzles	Capacity Size	Slow Rotation Option*	CIP Option*	60 psi (4.1 bar)	75 psi (5.2 bar)	100 psi (6.9 bar)	125 psi (8.6 bar)	150 psi (10.3 bar)	175 psi (12.1 bar)	200 psi (13.8 bar)
2	250			27 (102)	30 (113)	34 (130)	38 (144)	41 (157)	44 (168)	47 (179)
2	313			43 (163)	47 (180)	54 (203)	59 (224)	64 (242)	68 (258)	72 (274)
2	375		•	54 (204)	60 (226)	68 (259)	76 (288)	83 (314)	89 (337)	95 (359)
2	438	•	•	63 (239)	70 (264)	79 (299)	87 (330)	94 (358)	101 (383)	107 (406)
3	250			32 (121)	36 (135)	41 (156)	46 (175)	50 (191)	55 (206)	58 (221)
3	313		•	55 (210)	62 (234)	71 (270)	79 (301)	87 (329)	94 (355)	100 (379)
3	375	•	•	68 (258)	76 (287)	87 (330)	97 (368)	106 (402)	114 (433)	122 (462)
3	438			87 (327)	94 (356)	105 (397)	114 (431)	122 (462)	129 (489)	136 (514)

* Available with the TankJet 80 only

For lances, mounting kits, adapters and more, see page G6

DIMENSIONS AND WEIGHTS

TankJet 80 & 80H Tank Cleaners	Model	No. of Nozzles	L in. (mm)	W in. (mm)	Min. Tank Opening in. (mm)	Net Weight lbs. (kg)
	80	2	12.75 (324)	3.7 (94)	6.5* (165)	15 (6.8)
	80H	2	13.1 (333)	3.4 (86)	5.5 (140)	12 (5.5)
	80	3	12.75 (324)	11.75 (299)	12.5 (318)	15 (6.8)
	80H	3	12.75 (324)	12.0 (304)	12.0 (304)	12 (5.5)

*CIP version 7.0 in. (178 mm)

ORDERING INFORMATION

TANKJET 80 TANK CLEANER

Model	Inlet Conn.*	No. of Nozzles	Capacity Size	Slow Rotation**	Clean In Place**
-------	--------------	----------------	---------------	-----------------	------------------

EXAMPLE: **TJ80** — — — **3** — — — **375** **SR** **CIP**

* Leave blank for NPT connection or insert B for BSPT connection.

**Leave blank for standard version

TANKJET 80H TANK CLEANER

Model	Inlet Conn.*	No. of Nozzles	Capacity Size
-------	--------------	----------------	---------------

EXAMPLE: **TJ80H** — — — **3** — — — **375**

* Leave blank for NPT connection or insert B for BSPT connection.