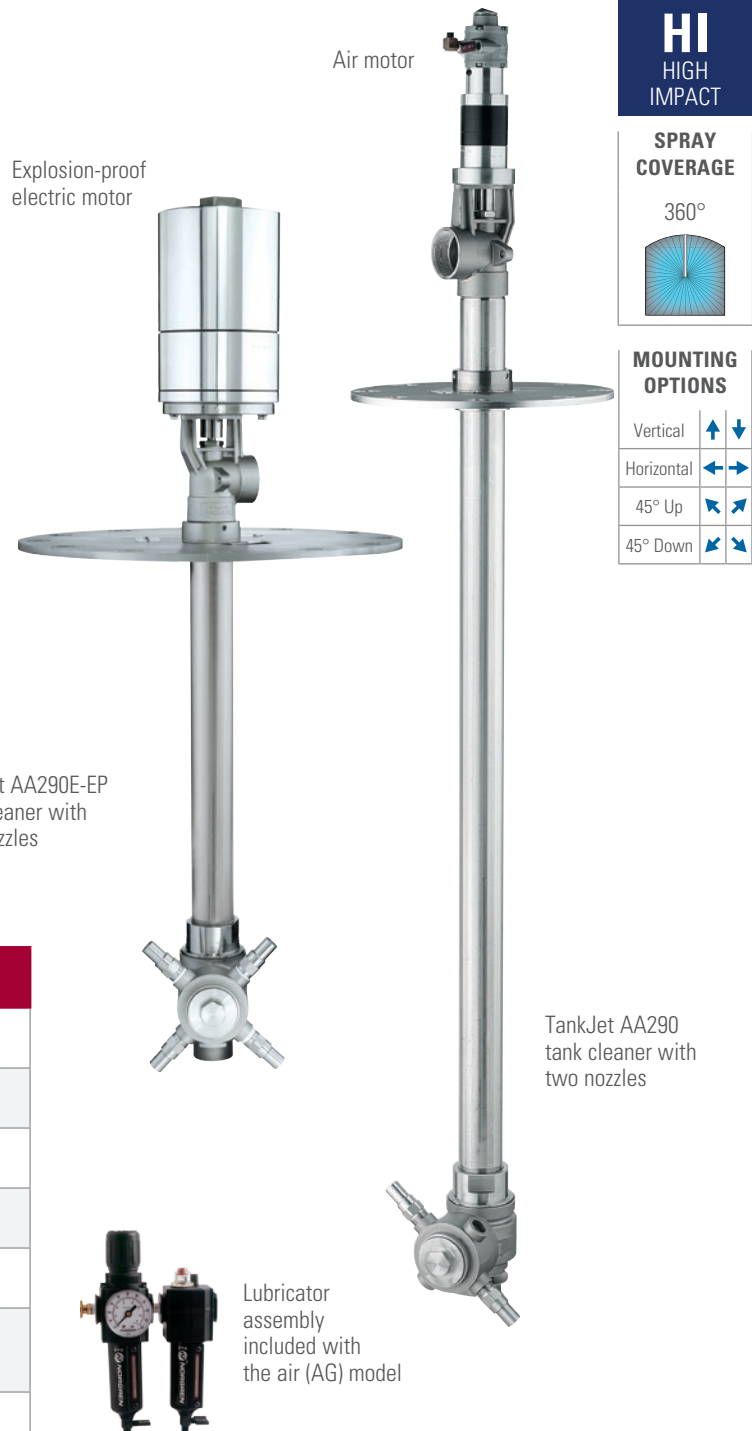


**TANKJET AA290 TANK CLEANER  
FEATURES AND BENEFITS**

- Dependable, durable motor-driven units provide consistent, high-impact cleaning to remove the most stubborn residues
- Motor is positioned outside the tank to ensure long life and eliminate failures caused by exposure to harmful cleaning solutions; constructed of corrosion-resistant 316 stainless steel with PTFE fluoropolymer resin seals
- 55430 series solid stream nozzles provide optimum impact and have removable stabilizer vanes for easy maintenance
- Flow rates can be controlled through nozzle selection or adjustments to inlet pressure
- Customize by selecting:
  - CE-rated air (AG) or explosion-proof (EP) electric motor
  - Two- or four-nozzle configuration
  - Extension lengths from 3 ft. (0.9 m) up to 10 ft. (3 m)

**SPECIFICATIONS**

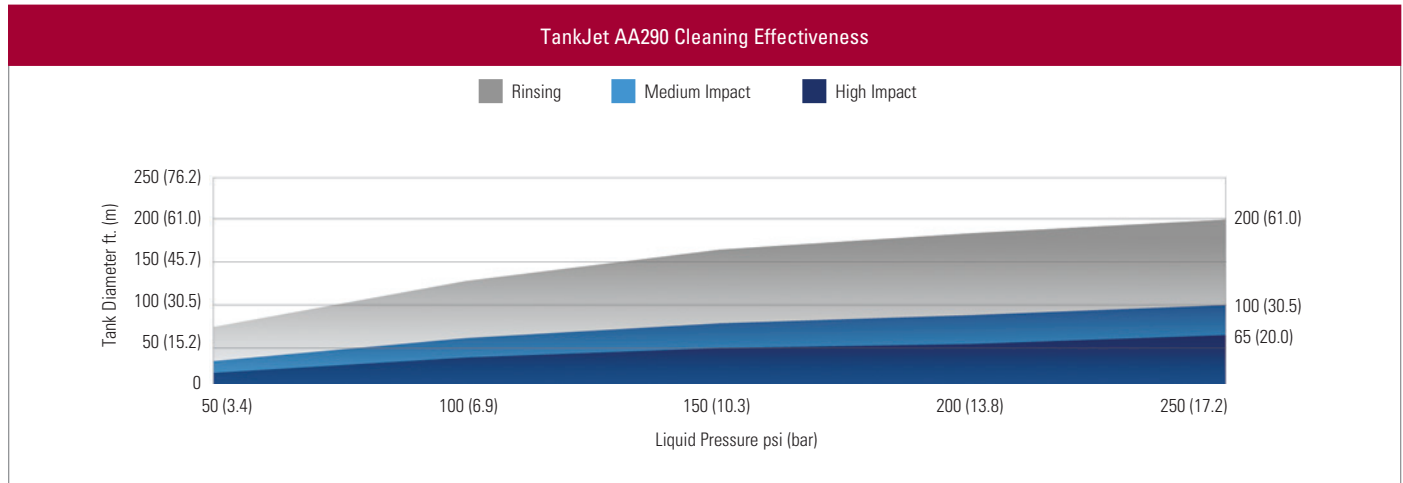
TankJet AA290 Tank Cleaner	
Max. tank diameter:	100 ft. (30.5 m)
Operating principle:	Motor-driven
Flow rate:	24 to 284 gpm (91 to 1075 lpm)
Operating pressure:	50 to 250 psi (3.4 to 17.2 bar)
Max. temperature:	200°F (93°C)
Materials:	Seals – PTFE fluoropolymer resin All other metallurgy – 316 stainless steel
Inlet connection:	2" NPT or BSPT (F)
Flanges:	8" (203 mm) flange for two-nozzle hub 10" (254 mm) flange for four-nozzle hub
Motor options:	Air or explosion-proof electric See page B8
Optional accessories:	Strainers, recommended mesh size: 100 (150 micron). See page G2



**IDEAL FOR CLEANING:**

- Fermentation and yeast tanks and vats
- Flour silos
- Mixing tanks
- Paint tanks

**PERFORMANCE DATA**



Model AA290		Total Flow of Equal Capacity, gpm (lpm)* Liquid Inlet Pressure									
Nozzle	Capacity Size	50 psi (3.4 bar)		100 psi (6.9 bar)		150 psi (10.3 bar)		200 psi (13.8 bar)		250 psi (17.2 bar)	
		Two Nozzles	Four Nozzles	Two Nozzles	Four Nozzles	Two Nozzles	Four Nozzles	Two Nozzles	Four Nozzles	Two Nozzles	Four Nozzles
55430-H3/4U	00100	24 (91)	47 (179)	33 (128)	65 (247)	42 (154)	80 (297)	48 (190)	92 (360)	53 (200)	101 (379)
	00200	45 (170)	88 (336)	63 (241)	124 (475)	79 (293)	151 (564)	91 (360)	169 (653)	101 (380)	177 (667)
	00250	56 (212)	108 (410)	77 (296)	151 (577)	96 (356)	184 (685)	110 (434)	205 (796)	122 (458)	216 (816)
	00350	77 (293)	144 (546)	109 (415)	190 (725)	133 (496)	225 (841)	150 (584)	248 (958)	160 (602)	259 (978)
	00400	88 (335)	161 (613)	123 (470)	215 (820)	150 (559)	254 (948)	167 (648)	277 (1064)	176 (664)	284 (1075)

\*Note: Liquid inlet pressure measured near inlet connection of tank cleaner.

**AIR MOTOR (AG)  
CYCLE TIME DATA**

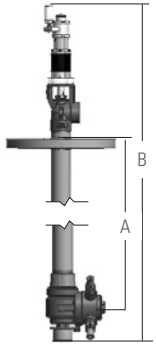
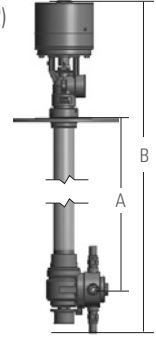
Air Pressure psi (bar)	Air Consumption scfm (lpm)	Approx. Speed (rpm)		Approx. Time for One Complete Cycle (min.)	
		Liquid Pressure psi (bar)			
		50 (3.4)	250 (17.2)	50 (3.4)	250 (17.2)
6.0 (0.4)	3.2 (91)	1.2	1.0	50.8	61.0
8.0 (0.6)	4.1 (116)	4.8	4.4	12.7	13.9
10.0 (0.7)	4.9 (139)	7.9	7.1	7.7	8.6

**EXPLOSION-PROOF MOTOR (EP)  
CYCLE TIME DATA**

Approx. Speed (rpm)	Supply	Approx. Time for One Complete Cycle (min.)
4.0	120 VAC 60 Hz	16.0

For lances, mounting kits, adapters and more, see section G, Accessories

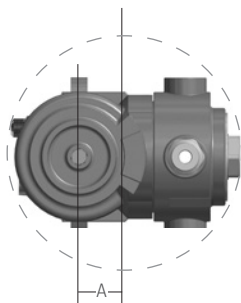
**DIMENSIONS AND WEIGHTS**

TankJet AA290 Tank Cleaner	Model	A Extension Length ft. (m)	B Overall Length ft. (m)	Weight with 8" Flange lbs. (kg)	Weight with 10" Flange lbs. (kg)
Air motor (AG) 	AA290AG_F	3 (0.9)	60.88 (1.5)	56 (25.5)	63 (28.7)
	AA290AG_F	4 (1.2)	72.88 (1.8)	60 (27.3)	67 (30.5)
	AA290AG_F	6* (1.8)	96.88 (2.5)	69 (31.4)	76 (34.6)
Electric motor Explosion Proof (E-EP) 	AA290E_F-EP	3 (0.9)	61.75 (1.6)	66 (30.1)	73 (33.2)
	AA290E_F-EP	4 (1.2)	73.75 (1.8)	70 (31.9)	77 (35)
	AA290E_F-EP	6* (1.8)	97.75 (2.5)	79 (36)	86 (39.1)

\* Extensions up to 10 ft. (3 m) available on request

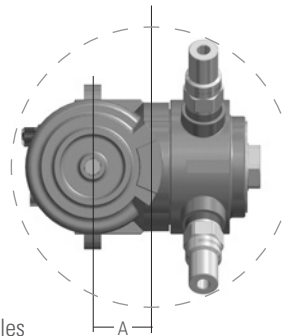
**SPRAY HEAD TANK OPENING DIAMETER**

Model	No. of Nozzles	Min. Tank Opening in. (mm)	A in. (mm)
AA290	2	7.25 (184)	1.60 (41)
	4	8.25 (210)	1.96 (50)



Two Nozzles

MIN. TANK  
OPENING

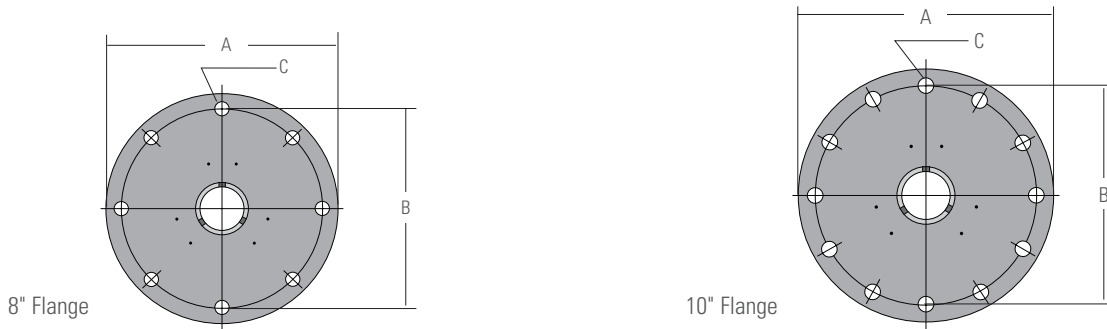


Four Nozzles

MIN. TANK  
OPENING

**FLANGE SPECIFICATIONS**

Flange	No. of Flange Holes	A Outside Diameter in. (mm)	B Bolt Circle Diameter in. (mm)	C Bolt Hole Diameter in. (mm)	Thickness in. (mm)
8"	8	13.5 (342.9)	11.75 (298.5)	0.875 (22.2)	0.375 (9.5)
10"	12	16 (406.4)	14.25 (362)	1 (25.4)	0.375 (9.5)



**ORDERING INFORMATION**

**TANKJET AA290AG TANK CLEANER**

Model*	Motor**	Flange	-	Extension Length	-	No. of Nozzles	+	Nozzle†	-	Material Code	-	Capacity Size
EXAMPLE												
AA290	AG	8F	-	3	-	2	+	55430-H3/4U	-	316SS	-	00100

**TANKJET AA290E-EP TANK CLEANER**

Model*	Motor**	Flange	-	Explosion-proof Motor	-	Extension Length	-	No. of Nozzles	+	Nozzle†	-	Material Code	-	Capacity Size
EXAMPLE														
AA290	E	10F	-	EP	-	3	-	4	+	55430-H3/4U	-	316SS	-	00100

\*Add B after AA in the tank cleaner model for BSPT connections.  
 \*\*Motor: Specify AG for air and E-EP for electric explosion-proof.  
 †Use nozzle number 55430-HB3/4U for BSPT connections.