



ACCESSORIES AND SPRAY TIPS



ACCESSORIES INTRODUCTION



ACCESSORIES FOR GUNJET® SPRAY GUNS

- Swivel connectors help to provide a smooth, leak-proof connection preventing hose twisting when using spray guns, increasing hose life and reducing operator fatigue
- Strainers are available in a wide range of screen mesh sizes and materials to prevent particles from plugging the nozzle orifice
- A choice of extension lengths is available to improve the efficiency of your spraying operation
- Adapters convert the spray gun outlet from 11/16"-16 UniJet® thread to a choice of outlet connection sizes, allowing the attachment of other accessories and standard one piece nozzles

SIMPLIFY INSTALLATION AND OPERATION



Model **36467** swivel features 1/2" NPT (M) threaded outlet. Threaded inlet connection is 3/4" garden hose thread (F). Commonly used with CU150A gun. **See page E4**



Model **8510** strainer is constructed of stainless steel and offers a choice of screen mesh sizes. The internal support prevents screen collapse at high pressure. **See page E5**



Model **6960** is a low pressure extension assembly which features a siphon attachment with adjustable liquid flow. The assembly includes a spray tip and is constructed of brass. The inlet connection is 11/16"-16 UniJet thread. **See page E6**

ACCESSORIES

TABLE OF CONTENTS

	PAGE
SWIVEL CONNECTORS AND LIQUID STRAINERS	E4

	PAGE
SPRAY GUN EXTENSIONS	E6

	PAGE
SPRAY GUN INLET AND OUTLET ADAPTERS	E9

	PAGE
SPRAY NOZZLES AND TIPS	E10



SWIVEL CONNECTORS AND LIQUID STRAINERS

Connector	Type	Max. Pressure psi (bar)	Max. Temperature °F (°C)	Inlet Conn. in.	Outlet Conn. in.	Material	Special Features
	36466 swivel	150 (10)	200 (93)	1/2, 5/8, 3/4 garden hose ID, 1-3/16 long barb inlet	1/2 NPT or BSPT (M)	Brass	Lock ring secures trigger of CU150A gun in fully engaged position
	36466L swivel	150 (10)	200 (93)	3/4 garden hose ID, 2-7/16 long barb inlet	1/2 NPT or BSPT (M)	Brass	Lock ring secures trigger of CU150A gun in fully engaged position
	36467 swivel	150 (10)	200 (93)	3/4 garden hose (F)	1/2 NPT (M)	Brass	Lock ring secures trigger of CU150A gun in fully engaged position
	11990 In-line swivel	1000 (69)	180 (82)	1/4 to 1/2 NPT or BSPT (F), 1/4 to 1/2 NPT or BSPT (M)	1/4 NPS (M), 1/4 to 1/2 NPT or NPS (F)	Brass	Leakproof hose. 360° swivel eliminates hose kinking and operator fatigue. See data sheet 11991 for specific configurations.
	15950 swivel	1000 (69)	200 (93)	3/8 NPT or BSPT (M)	3/8 NPT or BSPT (F)	Brass	Allows swiveling under pressure and side loads
	21550 swivel	1500 (103)	200 (93)	1/4, 3/8 NPT or BSPT (F)	1/4, 3/8 NPT or BSPT (M)	Brass	Self-lubricating PTFE-filled bearings

Do not exceed the maximum operating pressure of the lowest rated accessory item within the spray system. Contact your sales engineer for additional options.



Connector	Type	Max. Pressure psi (bar)	Max. Temperature °F (°C)	Inlet Conn. in.	Outlet Conn. in.	Material	Special Features
	36560 swivel	2000 (138)	200 (93)	3/8 NPT (M)	3/8 NPS (F)	Nickel-plated brass	Boom swivel designed for ceiling mount
	15950 swivel	3000 (210)	200 (93)	3/8 NPT or BSPT (M)	3/8 NPT or BSPT (F)	Stainless steel	Allows swiveling under pressure and side loads
	8510 strainer	4000 (275)	200 (93)	1/4 NPS (M)	1/4 NPS (F)	Stainless steel	Choice of screen mesh sizes. Internal support prevents screen collapse at high pressure

Do not exceed the maximum operating pressure of the lowest rated accessory item within the spray system. Contact your sales engineer for additional options.

MATERIAL	CODE
Brass	No code
Nickel-plated brass	NP
Stainless steel	SS

ORDERING INFORMATION

SPRAY GUN CONNECTORS

<div style="border: 1px solid black; padding: 5px; display: inline-block;">Swivel Type</div> - <div style="border: 1px solid black; padding: 5px; display: inline-block;">Material Code</div>	<p>Example</p> <div style="border: 1px dashed gray; padding: 5px; display: inline-block; margin-right: 10px;">15950</div> - <div style="border: 1px dashed gray; padding: 5px; display: inline-block; margin-right: 10px;">SS</div>
---	---










BSPT connections require the addition of a "B" in the prefix of the part number. Example: B15950.

SPRAY GUN CONNECTORS










<div style="border: 1px solid black; padding: 5px; display: inline-block;">Swivel Type</div> - <div style="border: 1px solid black; padding: 5px; display: inline-block;">Inlet Conn.</div> x <div style="border: 1px solid black; padding: 5px; display: inline-block;">Outlet Conn.</div>	<p>Example</p> <div style="border: 1px dashed gray; padding: 5px; display: inline-block; margin-right: 10px;">21550</div> - <div style="border: 1px dashed gray; padding: 5px; display: inline-block; margin-right: 10px;">1/4F</div> x <div style="border: 1px dashed gray; padding: 5px; display: inline-block; margin-right: 10px;">1/4M</div>
---	---

BSPT connections require the addition of a "B" in the prefix of the part number. Example: B21550.

EXTENSIONS FOR SPRAY GUNS

Extension	Extension Type	Max. Pressure psi (bar)	Inlet Conn. in.	Outlet Conn. in.	Material	Lengths in. (mm)	Special Features
	6960	100 (7)	11/16-16 UniJet® THD	11/16-16 UniJet THD	Brass	8.5 (216)	Siphon with adjustable flow
	4673	125 (8.6)	11/16-16 UniJet THD	11/16-16 UniJet THD	Brass	18 (457)	Curved with swivel nozzle body
						24 (610)	
						30 (762)	
						36 (914)	
	22665	150 (10)	11/16-16 UniJet THD	11/16-16 UniJet THD	Polyester	15 (381)	
						24 (610)	
	14975	250 (17)	11/16-16 UniJet THD	1/8 NPT or BSPT (M)	Brass	10 (254)	
						18 (457)	
	6671	250 (17)	11/16-16 UniJet THD	11/16-16 UniJet THD	Brass	8 (203)	Curved body
						18 (457)	
						24 (609)	
						30 (762)	
						36 (914)	
	500 (35)	11/16-16 UniJet THD	11/16-16 UniJet THD	Stainless steel	48 (1219)		
					8 (203)		
					18 (457)		
					24 (609)		
					30 (762)		
	7715	250 (17)	11/16-16 UniJet THD	11/16-16 UniJet THD	Brass	8 (203)	
						12 (305)	
						18 (457)	
						24 (610)	
						30 (762)	
	500 (35)	11/16-16 UniJet THD	11/16-16 UniJet THD	Stainless steel	36 (914)		
					48 (1219)		
					8 (203)		
					12 (305)		
					18 (457)		
	9527	1000 (69)	11/16-16 UniJet THD	11/16-16 UniJet THD	Brass	24 (610)	Curved, rubber insulated
						36 (914)	
						48 (1219)	
						8 (203)	
	15699	1000 (69)	11/16-16 UniJet THD	11/16-16 UniJet THD	Brass	18 (457)	Rubber insulated. (8"/203 mm length not rubber insulated)
						24 (610)	
						36 (914)	
						48 (1219)	
	12086	1000 (69)	11/16-16 UniJet THD	11/16-16 UniJet THD	Aluminum with brass ferrules	8 (203)	
						18 (457)	
						24 (610)	
						36 (914)	

Do not exceed the maximum operating pressure of the lowest rated accessory item within the spray system. Contact your sales engineer for additional material or size options.

Extension	Extension Type	Max. Pressure psi (bar)	Inlet Conn. in.	Outlet Conn. in.	Material	Lengths in. (mm)	Special Features
	CP12087	1000 (69)	1/4 NPT or BSPT (M)	1/4 NPT or BSPT (M)	Aluminum	8 (203)	
						18 (457)	
						24 (610)	
						36 (914)	
						48 (1219)	
	9702A	2000 (138)	11/16–16 UniJet THD	–	Mild steel	8 (203)	Projects spray at 90° angle to inlet. Usually supplied with 7890 inlet cap and a tungsten carbide spray tip (order cap and tip separately) Refer to Data Sheet 9702-1
						10 (254)	
						18 (457)	
						24 (610)	
						30 (762)	
						36 (914)	
						48 (1219)	
60 (1524)							
	9702C	2000 (138)	11/16–16 UniJet THD	–	Mild steel	8 (203)	Curved body. Usually supplied with 7890 inlet cap and a tungsten carbide spray tip (order cap and tip separately) Refer to Data Sheet 9702-1
						10 (254)	
						18 (457)	
						24 (610)	
						30 (762)	
						36 (914)	
						48 (1219)	
60 (1524)							
	9702S	2000 (138)	11/16–16 UniJet THD	–	Mild steel	8 (203)	Usually supplied with 7890 inlet cap and a tungsten carbide spray tip (order cap and tip separately) Refer to Data Sheet 9702-1
						10 (254)	
						18 (457)	
						24 (610)	
						30 (762)	
						36 (914)	
						48 (1219)	
60 (1524)							
	13781S	2000 (138)	11/16–16 UniJet THD	1/4–28	Mild steel	10 (254)	Usually supplied with 7890 inlet cap and 13783 hollow cone spray tip (order cap and tip separately) Refer to Data Sheet 13775
						16 (406)	
						48 (1219)	
	15250	3000 (207)	3/8 NPT or BSPT (M)	11/16–16 UniJet THD	Stainless steel or zinc-plated steel	18 (457)	Adjustable hand grip. Neoprene insulated cover
						36 (914)	
	20400-1/4M	3000 (207)	1/4 NPT or BSPT (M)	1/4 NPT or BSPT (M)	Stainless steel or nickel-plated steel	18 (457)	Neoprene insulated cover
						36 (914)	
	20400-1/8F	3000 (207)	1/4 NPT or BSPT (M)	1/8 NPT or BSPT (F)	Stainless steel or nickel-plated steel	18 (457)	Neoprene insulated cover
						36 (914)	
	9004-SS	4000 (275)	11/16–16 UniJet THD	11/16–16 UniJet THD	Stainless steel	4 (101.6)	
						8 (203)	
						12 (305)	
						18 (457)	
						24 (610)	
						36 (914)	
						40 (1016)	
						60 (1524)	
						72 (1829)	
						84 (2133)	
						96 (2438)	

Do not exceed the maximum operating pressure of the lowest rated accessory item within the spray system. Contact your sales engineer for additional material or size options.



ORDERING INFORMATION

COMPLETE EXTENSION ASSEMBLY



BSPT connections require the addition of a "B" in the prefix of the part number. Example: B20400.

MATERIAL

CODE

Aluminum	AL
Brass	No code
Mild steel	I
Nickel-plated brass	NP
Nickel-plated steel	INP
Polyester	PYR
Polypropylene	PP
Stainless steel	SS
Zinc-plated steel	IZP

ORDERING INFORMATION




COMPLETE ADAPTER ASSEMBLY



BSPT connections require the addition of a "B" in the prefix of the part number. Example: B4676.














ADAPTERS FOR SPRAY GUNS




Adapter	Adapter Type	Max. Pressure psi (bar)	Inlet Conn. in.	Outlet Conn. in.	Material
	14269	125 (8.6)	3/4" garden hose (F)	1/4 NPS or NPT (F)	Brass
	20897	125 (8.6)	3/4" garden hose (F)	1/4 NPT or BSPT (M)	Brass
	13212	150 (10.4)	3/4" garden hose (F)	3/8, 1/2 NPT or BSPT (M)	Brass
	22664	150 (10.4)	11/16-16 UniJet® THD	11/16-16 UniJet THD	Polypropylene
	22673	150 (10.4)	11/16-16 UniJet THD	11/16-16 UniJet THD	Polypropylene
	7029	500 (34.4)	3/4" garden hose (F)	1/2 NPT or BSPT (M)	Brass
	4676	1000 (69)	11/16-16 UniJet THD	1/8, 1/4, 3/8, 1/2, 3/4 NPT or BSPT (F)	Brass
	7599	1000 (69)	1/4, 3/8 NPT or BSPT (F)	1/4, 3/8 NPS	Nickel-plated brass
	4676-__-SS	2000 (138)	11/16-16 UniJet THD	1/8, 1/4, 3/8, 1/2, 3/4 NPT or BSPT (F)	Stainless steel
	7599-__-SS	2000 (138)	1/4, 3/8 NPT or BSPT (F)	1/4, 3/8 NPS	Stainless steel
	14643	4000 (275)	11/16-16 UniJet® THD	1/8, 1/4 NPT or BSPT (F)	Nickel-plated steel, stainless steel

Do not exceed the maximum operating pressure of the lowest rated accessory item within the spray system. Contact your sales engineer for additional options.

SPRAY TIPS

Spray Tip	Tip Type	Operating Pressure			Tip Inlet Connection (in.)	Material	Performance Data Reference	Spray Pattern
		Low	Med	High				
AIR ATOMIZING								
	1/8J, 1/4J setups	•			3/8–24	Brass, 303 stainless steel (SS), 316 stainless steel (316SS) Ask sales engineer about other materials	Air Atomizing Spray Nozzles Catalog 75	Flat spray, round spray, hollow cone
FLATJET® SPRAY NOZZLES								
	P	•	•		1/8, 1/4, 3/8, 1/2 NPT (M)	Brass, mild steel (I), 303 stainless steel (SS), 316 stainless steel (316SS)	Hydraulic Spray Products Catalog 75, pages C48-49	Narrow and flat spray
FLOODJET® SPRAY NOZZLES								
	K	•			1/8, 1/4, 3/8, 1/2 NPT or BSPT (M)	Brass, 303 stainless steel (SS), 316 stainless steel (316SS), polyvinyl chloride (PVC)	Hydraulic Spray Products Catalog 75, pages C43-44	Wide and flat spray
	TK	•			UniJet	Brass, 303 stainless steel (SS)	Hydraulic Spray Products Catalog 75, pages C45-46	Wide and flat spray
FULLJET® SPRAY NOZZLES								
	HH	•			1/4, 3/8 NPT or BSPT (M)	Brass, mild steel (I), 303 stainless steel (SS), 316 stainless steel (316SS), polyvinyl chloride (PVC)	Hydraulic Spray Products Catalog 75, page B7	Full cone
UNIJET® SPRAY TIPS								
	EG			•	UniJet	Hardened stainless steel	Hydraulic Spray Products Catalog 75, page C39	Flat spray
	TP-TC		•	•	UniJet	416 stainless steel with tungsten carbide orifice (TC)	Bulletin 644	Flat spray
	TG	•	•		UniJet	Brass, 303 stainless steel (SS)	Hydraulic Spray Products Catalog 75, page B39	Full cone
	TN	•	•		UniJet	Brass, 303 stainless steel (SS)	Hydraulic Spray Products Catalog 75, pages D25-26	Hollow cone
	TN-SSTC		•	•	UniJet	303 stainless steel with tungsten carbide orifice (SSTC)		Hollow cone
	TPU	•	•		UniJet	Brass, 303 stainless steel (SS)	Hydraulic Spray Products Catalog 75, pages C25-31	Flat spray
	TX	•	•		UniJet	Brass, 303 stainless steel (SS)	Hydraulic Spray Products Catalog 75, page D22	Hollow cone



Spray Tip	Tip Type	Operating Pressure			Tip Inlet Connection (in.)	Material	Performance Data Reference	Spray Pattern
		Low	Med	High				
VEEJET® SPRAY NOZZLES								
	H-VV	•	•		1/8, 1/4 NPT or BSPT (M)	Brass, mild steel (I), 303 stainless steel (SS), 316 stainless steel (316SS)	Hydraulic Spray Products Catalog 75, pages C6-8	Flat spray
	H-U	•	•		1/8, 1/4, 3/8, 1/2 NPT or BSPT (M)	Brass, mild steel (I), 303 stainless steel (SS), 316 stainless steel (316SS), polyvinyl chloride (PVC)	Hydraulic Spray Products Catalog 75, pages C9-13	Flat spray
WASHJET® SPRAY NOZZLES AND QUICK-CONNECT TIPS								
	IMEG			•	1/8, 1/4 NPT or BSPT (M)	Hardened stainless steel	Hydraulic Spray Products Catalog 75, page C36	High impact, flat spray
	MEG			•	1/8, 1/4 NPT or BSPT (M)	Hardened stainless steel	Hydraulic Spray Products Catalog 75, pages C34-35	High impact, flat spray
	MEG-SSTC			•	1/4 NPT or BSPT (M)	Hardened stainless steel, tungsten carbide	Hydraulic Spray Products Catalog 75, pages C34-35	High impact, flat spray
	QCIMEG			•	Hydraulic quick coupling (M)	Hardened stainless steel	Hydraulic Spray Products Catalog 75, page C37	High impact, flat spray
	QCMEG			•	Hydraulic quick coupling (M)	Hardened stainless steel	Hydraulic Spray Products Catalog 75, page C36	High impact, flat spray
CONEJET®								
	5500-PPB	•			UniJet	Polypropylene	Data sheet 5500-PPB	Adjustable

TERMS AND CONDITIONS OF SALE

(1) MODIFICATION OF TERMS

Seller's acceptance of any order is expressly subject to Buyer's assent to each and all of the terms and conditions set forth below and Buyer's assent to these terms and conditions shall be conclusively presumed from Buyer's receipt of this document without prompt written objection thereto or from Buyer's acceptance of all or any part of goods ordered. No addition to or modification of said terms and conditions shall be binding upon Seller unless specifically agreed to by Seller in writing. If Buyer's purchase order or other correspondence contains terms or conditions contrary to or in addition to the terms and conditions set forth below, acceptance of any order by Seller shall not be construed as assent to such contrary or additional terms and conditions or constitute a waiver by Seller of any of the terms and conditions.

(2) PRICE

Unless otherwise specified: (a) all prices, quotations, shipments and deliveries by Seller are (i) EXW (Incoterms® 2010) if shipped to the Buyer within the United States, and (2) in all other circumstances DAP Buyer's location (Incoterms® 2010); (b) all base prices together with related extras and deductions, are subject to Seller's price in effect at the time of shipment; and (c) notwithstanding the use of the shipping term DAP and without any effect on the point at which the risk of loss shifts from Seller to Buyer, all transportation, import costs and other related charges are for the account of Buyer, including all increases or decreases in such charges prior to shipment. Payment of said price shall be due at the remittance address shown on the Seller's invoice upon receipt of Seller's invoice unless otherwise specified. Interest will be charged at a rate of 1 to 1-1/2% per month on all balances outstanding more than 30 days after the date of the invoice. Price includes Seller's standard packaging. Special packaging requirements shall be quoted at an additional price.

(3) UNIFORM COMMERCIAL CODE

THIS IS A CONTRACT FOR THE SALE OF GOODS. SELLER AND BUYER EXPRESSLY AGREE THAT ANY SERVICES PROVIDED PURSUANT TO THIS CONTRACT ARE MERELY INCIDENTAL TO THE SALE OF GOODS, AND AS SUCH, SHALL BE DEEMED GOODS UNDER ARTICLE 2 OF THE UNIFORM COMMERCIAL CODE. SELLER AND BUYER FURTHER AGREE THAT ANY DISPUTES ARISING FROM THIS CONTRACT SHALL BE GOVERNED BY ARTICLE 2 OF THE UNIFORM COMMERCIAL CODE.

(4) MINIMUM BILLING

Contact your regional office representative for any minimum order requirements.

(5) WARRANTIES

Seller warrants that its products will conform to and perform in accordance with the products' specifications. Seller warrants that the products do not infringe upon any copyright, patent, or trademark. THE FOREGOING WARRANTIES ARE IN LIEU OF ALL OTHER WARRANTIES, EXPRESSED OR IMPLIED, INCLUDING, BUT NOT LIMITED TO, THOSE CONCERNING MERCHANTABILITY AND FITNESS FOR A PARTICULAR PURPOSE.

(6) LIMITATION OF REMEDIES

Buyer's remedies under this warranty shall be limited to the replacement, repair, or refund of the purchase price for any defective product at the Seller's option. Products claimed to be defective and for which repair or replacement is desired shall be, if requested by the Seller, returned transportation prepaid to Seller's plant for inspection. Results of ordinary wear and tear, improper operation, or maintenance or use of corrosive or abrasive materials shall not be considered a defect in material or workmanship. Any component part manufactured by another is not covered by Seller's warranty, but only by such warranty as its manufacturer gives. Because of the difficulty of asserting and measuring damages hereunder, it is agreed that, except for claims for bodily injury, Seller's liability to the Buyer or any third party, for any losses or damages, whether direct or otherwise, arising out of the purchase of product from Seller by Buyer shall not exceed the total amount billed and billable to the Buyer for the product hereunder. IN NO EVENT WILL SELLER BE LIABLE FOR ANY LOSS OF PROFITS OR OTHER SPECIAL OR CONSEQUENTIAL DAMAGES, EVEN IF SELLER HAS BEEN ADVISED OF THE POSSIBILITY OF SUCH DAMAGES.

(7) QUALITY ASSURANCE

Seller shall have no obligation to ensure that any goods purchased from Seller meet any special Buyer quality assurance specifications and/or other special Buyer requirements unless such specifications and/or other requirements are specifically set forth in Buyer's purchase order and expressly accepted by Seller. In the event that any such goods supplied by Seller in connection therewith, are applied to an end use without the appropriate specification and/or other requirement therefore having been set forth in Buyer's purchase order and expressly accepted by Seller, Buyer shall indemnify and hold Seller harmless against any and all damages or claims for damages made by any person for any injury, fatal or nonfatal, to any person or for any damage to the property of any person incident to or arising out of such application.

(8) PRODUCT DISPOSAL & SUSTAINABILITY

Buyer is responsible for the disposal of goods supplied by seller in accordance with all applicable laws, regulations, and responsible recycling and/or sustainability practices.

(9) CLAIMS

Claims respecting the condition of goods, compliance with specifications or any other matter affecting goods shipped to Buyer must be made promptly and, unless otherwise agreed to in writing by Seller, in no event later than one (1) year after receipt of the goods by Buyer. In no event shall any goods be returned, reworked or scrapped by Buyer without the express written authorization of Seller.

(10) DEFAULT IN PAYMENT

If Buyer fails to make payments on any contract between Buyer and Seller in accordance with Seller's terms, Seller, in addition to any other remedies available to it, may at its option, (i) defer further shipments until such payments are made and satisfactory credit arrangements are reestablished or (ii) cancel the unshipped balance of any order.

(11) TECHNICAL ASSISTANCE

Unless otherwise expressly stated by Seller, (a) any technical advice provided by Seller with respect to the use of goods furnished to Buyer shall be without charge; (b) Buyer shall have sole responsibility for selection and specification of the goods appropriate for the end use of such goods.

(12) SAFETY PRECAUTIONS

Buyer shall require its employees to use all safety devices, and proper safe operation procedures as set forth in manuals and instruction sheets furnished by Seller. Buyer shall not remove or modify any such device or warning sign. It is the Buyer's responsibility to provide all means that may be necessary to effectively protect all employees from serious bodily injury which otherwise may result from the method of particular use, operation, set up or service of the goods. The operator's or machine manual, ANSI safety standards, OSHA regulations and other sources should be consulted. If Buyer fails to comply with provisions of this paragraph or the applicable standards and regulations aforementioned, and a person is injured as a result thereof, Buyer agrees to indemnify and save Seller harmless from any liability or obligation incurred by Seller.

(13) CANCELLATION

Orders for goods specifically manufactured for Buyer cannot be canceled or modified by Buyer, and releases cannot be held up by Buyer, after such goods are in process except with the express written consent of Seller and subject to conditions then to be agreed upon which shall include, without limitation, protection of Seller against all loss.

(14) PATENTS

The Seller shall not be liable for any costs or damages incurred by the Buyer as a result of any suit or proceeding brought against Buyer so far as based on claims (a) that use of any product, or any part thereof furnished hereunder, in combination with products not supplied by the Seller or (b) that a manufacturing or other process utilizing any product, or any part thereof furnished hereunder, constitute knowing and willful infringement of patents or trademarks arising from compliance with Buyer's designs or specifications or instructions.

(15) COMPLETE AGREEMENT

THIS CONTRACT SETS FORTH THE ENTIRE AGREEMENT AND UNDERSTANDING OF THE PARTIES RELATING TO THE SUBJECT MATTER HEREOF, AND SUPERSEDES ALL PRIOR AGREEMENTS, DISCUSSIONS AND UNDERSTANDINGS BETWEEN THEM WHETHER ORAL OR WRITTEN, RELATING TO THE SUBJECT MATTER HEREOF.

(16) GOVERNING LAW

All orders are accepted by Seller at its mailing address in Wheaton, Illinois, and shall be governed by and interpreted in accordance with the laws of the State of Illinois. The United Nations Convention on Contracts for the International Sale of Goods of April 11, 1980 shall be excluded.

(17) FORCE MAJEURE

Neither party shall be in default of its obligations to the other party for any period of Force Majeure. "Force Majeure" shall mean any delay or failure of a party to perform its obligations to the other party due to causes beyond its control and without its fault or negligence. This shall include, without limitation, Acts of God, strike, civil commotion, acts of government, and any other comparable, non-foreseeable, and a serious event.

(18) CONFIDENTIAL INFORMATION

Buyer shall maintain Confidential Information in confidence using the same care as used for its own Confidential Information. Buyer shall not disclose or divulge any Confidential Information received by it from Seller in connection with any products or services supplied by Seller to Buyer or to a third party without prior written consent of Seller, and Buyer may not use any Confidential Information for any purpose other than for the manufacture, sale and maintenance of Buyer's products. For the purposes hereof, "Confidential Information" includes any and all information and data, including, but not limited to, any business, commercial, intellectual property, technical information and data disclosed by Seller to Buyer in connection with the sale of Seller's products to Buyer, or relating to Seller's business relationship or the definition, development, marketing, selling, manufacture or distribution of Seller's products, whether disclosed orally, in writing or electronically, and irrespective of the medium in which such information or data is embedded, whether in tangible form or contained in an intangible storage medium. Confidential Information shall include any copies or abstracts made thereof, as well as any product, apparatus, modules, samples, prototypes or parts thereof.

(19) FAIR PRACTICES

Spraying Systems Co. considers for employment and hire qualified candidates without regard to race, religion, color, sex, sexual orientation, gender, gender identity, age, national origin, ancestry, citizenship, protected veteran or disability status or any factor prohibited by law, and as such affirms in policy and practice to support and promote the concept of equal employment opportunity and affirmative action, in accordance with all applicable federal, state, provincial and municipal laws.