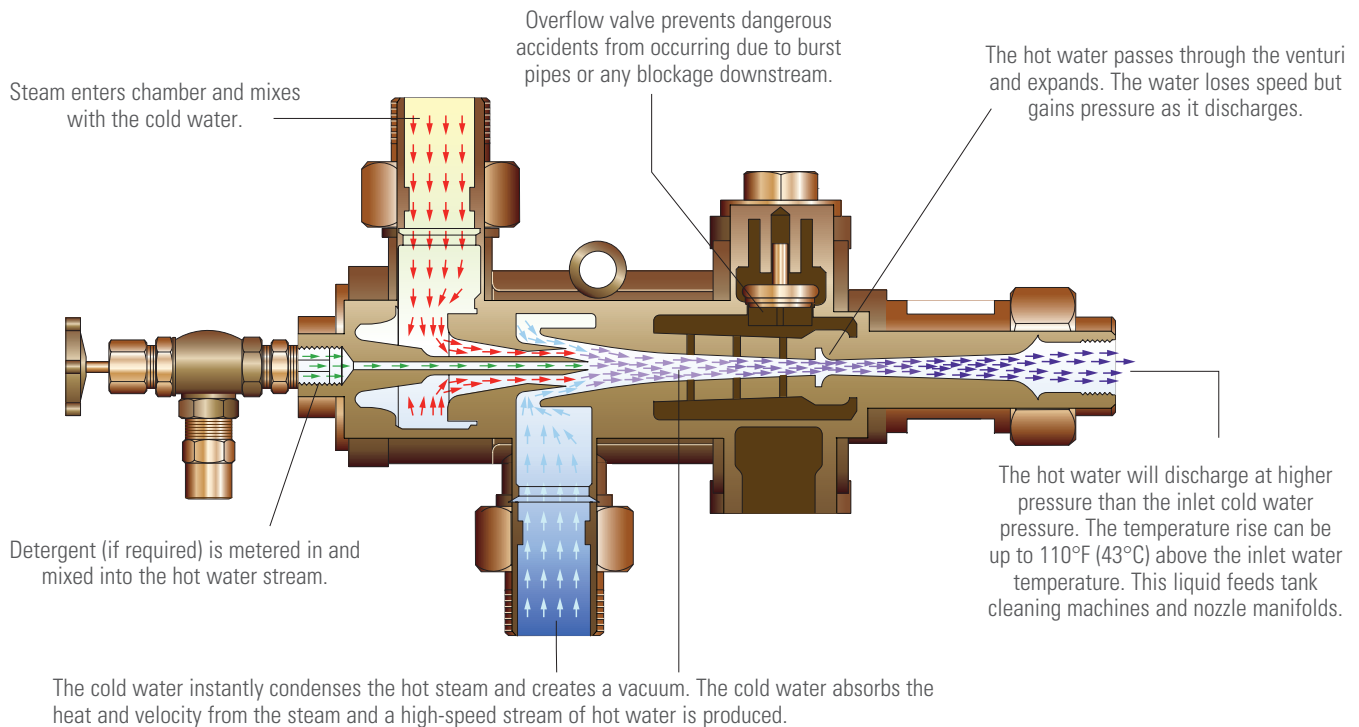


TANKJET B & BX INJECTORS FEATURES AND BENEFITS

- Ideal feed device for tank cleaning machines and custom-designed nozzle manifolds
- Non-intrusive: suitable for use with cold, low-pressure city water and existing plant steam
- Produces a high-pressure, high-temperature liquid discharge stream
- Increased pressure provides higher impact for cleaning tough residues
- Higher temperature speeds cleaning by quickly breaking down soil
- Eliminates the need for expensive pumps and heat exchangers
- Built-in overflow valve ensures safe operation
- Provides chemical injection via a liquid control valve that siphons chemicals or detergents to maximize cleaning efficiency

HOW IT WORKS




IDEAL FOR CLEANING:

- Personal care tanks
- Food vats
- Pharmaceutical vessels
- PTFE, latex, acrylic, polymer, paint and other chemical reactors

TANKJET B INJECTOR

For liquid discharge capacities up to 34 gpm (129 lpm)




TankJet B Injector

SPECIFICATIONS

Model	TankJet BX Injector
Inlet steam pressure range:	50 to 150 psi (3.4 to 10.3 bar)
Steam capacity range:	160 to 2000 lbs/hr (73 to 907 kgs/hr)
Liquid discharge capacities	0 to 34 gpm (129 lpm)
Max. liquid discharge operating pressure:	120 to 340 psi (8.3 to 23.4 bar)
Liquid discharge flow rate:	4 to 34 gpm (15 to 128.7 lpm)
Max. liquid discharge temperature:	180°F (82°C)
Materials:	Brass with 303SS detergent tube with EP O-ring
Inlet connection:	Steam: 1-1/4" NPT or BSPT (M); Water: 1-1/4" NPT or BSPT (M); Detergent: 1/2" NPT or BSPT (M)
Outlet connection:	Discharge: 3/4" NPT or BSPT (F); Overflow: 1" NPT (F) or BSPT (M)

DIMENSIONS AND WEIGHTS



PERFORMANCE DATA

Model	Injector No.	Steam Capacity lbs/hr (kg/hr)	Inlet Steam Pressure psi (bar)				
			50 (3.4)	75 (5.2)	100 (6.9)	125 (8.6)	150 (10.3)
			Maximum Liquid Discharge Pressure psi (bar)				
			120 (8.3)	170 (11.7)	220 (15.2)	280 (19.3)	340 (23.4)
Liquid Discharge Capacity gpm (l/min)							
TJB-4	4	160 to 400 (73 to 182)	4 (15.1)	4.5 (17.0)	5.5 (21)	6 (23)	6.5 (25)
TJB-7	7	280 to 700 (127 to 318)	7 (26)	8 (30)	9 (34)	10.5 (40)	12 (45)
TJB-9	9	360 to 900 (163 to 408)	9 (34)	12 (45)	13 (49)	15 (57)	16.5 (62)
TJB-15	15	700 to 1500 (318 to 680)	15 (57)	20 (76)	24 (91)	27 (102)	29 (110)
TJB-20	20	800 to 2000 (363 to 907)	20 (76)	25 (95)	29 (110)	32 (121)	34 (129)




TANK CLEANING NOZZLES COMMONLY USED WITH TANKJET B INJECTOR

TankJet Tank Cleaning Nozzle	Nozzle Type/Size	Compatible Injector Type	Injector Steam Inlet Pressure Range psi (bar)	Tank Cleaning Nozzles Operating Pressure Range psi (bar)	Tank Cleaning Nozzles Flow Rate Range gpm (l/min)	
TJ14	C	TJB-15	60 to 150 (4.1 to 10.3)	50 to 150 (3.4 to 10.3)	17 to 29 (64 to 110)	
		TJB-20	50 to 150 (3.4 to 10.3)	70 to 200 (4.8 to 13.8)	20 to 34 (76 to 129)	
	G, H	TJB-15	55 to 150 (3.8 to 10.3)	50 to 170 (3.4 to 11.7)	16 to 29 (61 to 110)	
		TJB-20	50 to 125 (3.4 to 8.6)	80 to 200 (5.5 to 13.8)	20 to 32 (76 to 121)	
	D	TJB-15	50 to 140 (3.4 to 9.7)	60 to 200 (4.1 to 13.8)	15 to 28 (57 to 106)	
		TJB-20	50 to 90 (3.4 to 6.2)	110 to 200 (7.6 to 13.8)	20 to 28 (76 to 106)	
TJ19	C	TJB-15	60 to 150 (4.1 to 10.3)	50 to 190 (3.4 to 13.1)	17 to 29 (64 to 110)	
		TJB-20	50 to 110 (3.4 to 7.6)	80 to 200 (5.5 to 13.8)	20 to 30 (76 to 114)	
	D	TJB-15	50 to 150 (3.4 to 10.3)	50 to 200 (3.4 to 13.8)	15 to 29 (57 to 110)	
		TJB-20	50 to 100 (3.4 to 6.9)	90 to 200 (6.2 to 13.8)	20 to 29 (76 to 110)	
	G	TJB-9	75 to 150 (5.2 to 10.3)	50 to 90 (3.4 to 6.2)	12 to 16.5 (45 to 62)	
		TJB-15	50 to 120 (3.4 to 8.3)	80 to 200 (5.5 to 13.8)	15 to 26 (57 to 98)	
		TJB-20	50 to 85 (3.4 to 5.9)	130 to 200 (9.0 to 13.8)	20 to 26 (76 to 98)	
	H	TJB-9	60 to 150 (4.1 to 10.3)	50 to 100 (3.4 to 6.9)	10 to 16.5 (38 to 62)	
		TJB-15	50 to 100 (3.4 to 6.9)	90 to 200 (6.2 to 13.8)	15 to 24 (57 to 91)	
		TJB-20	50 to 70 (3.4 to 4.8)	150 to 200 (10.3 to 13.8)	20 to 24 (76 to 91)	
	TJ75-1861	172	TJB-15	110 to 150 (7.6 to 10.3)	150 to 210 (10.3 to 14.5)	25 to 29 (95 to 110)
			TJB-20	75 to 150 (5.2 to 10.3)	150 to 280 (10.3 to 19.3)	25 to 35 (95 to 132)
172LP		TJB-9	75 to 150 (5.2 to 10.3)	50 to 90 (3.4 to 6.2)	12 to 16.5 (45 to 62)	
		TJB-15	50 to 85 (3.4 to 5.9)	80 to 150 (5.5 to 10.3)	15 to 21 (57 to 79)	
125		TJB-15	55 to 95 (3.8 to 6.6)	150 to 300 (10.3 to 20.7)	16 to 23 (61 to 87)	
125LP		TJB-7	100 to 150 (6.9 to 10.3)	50 to 100 (3.4 to 6.9)	9 to 12 (34 to 45)	
		TJB-9	50 to 125 (3.4 to 8.6)	50 to 140 (3.4 to 9.7)	9 to 15 (34 to 57)	

ORDERING INFORMATION

TANKJET B INJECTOR




*Add B for BSPT connections. If NPT connection, leave blank.



TANKJET BX INJECTOR

For liquid discharge capacities up to 110 gpm (416 lpm)



TankJet BX Injector

SPECIFICATIONS

Model	TankJet BX Injector
Inlet steam pressure range:	50 to 150 psi (3.4 to 10.3 bar)
Steam capacity range:	1000 to 6000 lbs/hr (454 to 2722 kgs/hr)
Max. liquid discharge operating pressure:	120 to 340 psi (8.3 to 23.4 bar)
Liquid discharge flow rate:	30 to 110 gpm (114 to 416 lpm)
Max. liquid discharge temperature:	180°F (82°C)
Materials:	Brass with 303SS detergent tube with EP O-ring
Inlet connection:	Steam: 1-1/2" NPT or BSPT (M); Water: 1-1/2" NPT or BSPT (M); Detergent: 1/2" NPT or BSPT (M)
Outlet connection:	Discharge: 1-1/2" NPT or BSPT (M); Overflow: 2" NPT (F) or BSPT (M)

DIMENSIONS AND WEIGHTS

Model No.	L in. (mm)	W in. (mm)	H in. (mm)	Weight lbs. (kg)
TJBX	27.3 (693)	4.41 (112)	11 (279)	48 (22)

PERFORMANCE DATA

Model	Injector No.	Steam Capacity lbs/hr (kg/hr)	Inlet Steam Pressure psi (bar)				
			50 (3.4)	75 (5.2)	100 (6.9)	125 (8.6)	150 (10.3)
			Maximum Liquid Discharge Pressure psi (bar)				
			120 (8.3)	170 (11.7)	220 (15.2)	280 (19.3)	340 (23.4)
Liquid Discharge Capacity gpm (lpm)							
TJBX	30	1000 to 3000 (454 to 1361)	30 (114)	35 (132)	45 (170)	50 (189)	55 (208)
	50	1700 to 4500 (771 to 2041)	50 (189)	60 (227)	70 (265)	75 (284)	80 (303)
	70	2500 to 6000 (1134 to 2722)	70 (265)	80 (303)	90 (341)	100 (379)	110 (416)



TANK CLEANING NOZZLES COMMONLY USED WITH TANKJET BX INJECTOR

TankJet Tank Cleaning Nozzles	Nozzle Type/Size in (mm)	Compatible Injector Type	Injector Steam Inlet Pressure psi (bar)	Nozzles Operating Pressure psi (bar)	Nozzles Flow Rate gpm (lpm)
TJ16	C, D, G	TJBX30	100 to 150 (6.9 to 10.3)	60 to 100 (4.1 to 6.9)	45 to 55 (170 to 208)
		TJBX50	50 to 150 (3.4 to 10.3)	80 to 200 (5.5 to 13.8)	50 to 80 (189 to 303)
	H	TJBX30	75 to 150 (5.2 to 10.3)	50 to 110 (3.4 to 7.6)	35 to 55 (132 to 208)
		TJBX50	50 to 125 (3.4 to 8.6)	95 to 200 (6.6 to 13.8)	50 to 75 (3.4 to 5.2)
TJ65	1/4 (6.4)	TJBX30	50 to 150 (3.4 to 10.3)	50 to 120 (3.4 to 8.3)	30 to 55 (114 to 208)
		TJBX50	50 to 75 (3.4 to 5.2)	105 to 140 (7.2 to 9.7)	50 to 60 (189 to 227)
	5/16 (7.9)	TJBX50	75 to 150 (5.2 to 10.3)	70 to 115 (4.8 to 7.9)	60 to 80 (227 to 303)
		TJBX70	50 to 100 (3.4 to 6.9)	90 to 150 (6.2 to 10.3)	70 to 90 (265 to 341)
	3/8 (9.5)	TJBX50	75 to 150 (5.2 to 10.3)	55 to 95 (3.8 to 6.6)	60 to 80 (227 to 303)
		TJBX70	50 to 125 (3.4 to 8.6)	75 to 150 (5.2 to 10.3)	70 to 100 (265 to 379)
TJ65-HT	1/4 (6.4)	TJBX70	50 to 150 (3.4 to 10.3)	58 to 135 (4.0 to 9.3)	70 to 110 (265 to 416)
	5/16 (7.9)	TJBX70	50 to 150 (3.4 to 10.3)	55 to 115 (3.8 to 7.9)	70 to 110 (265 to 416)
	3/8 (9.5)	TJBX70	100 to 150 (6.9 to 10.3)	55 to 75 (3.8 to 5.2)	90 to 110 (341 to 416)
TJ80-2	3/8 (9.5)	TJBX50	50 to 150 (3.4 to 10.3)	50 to 130 (3.4 to 9.0)	50 to 80 (189 to 303)
		TJBX70	50 to 90 (3.4 to 6.2)	102 to 150 (7.0 to 10.3)	70 to 85 (265 to 322)
	7/16 (11.1)	TJBX50	90 to 150 (6.2 to 10.3)	65 to 105 (4.5 to 7.2)	65 to 80 (246 to 303)
		TJBX70	50 to 115 (3.4 to 7.9)	80 to 150 (5.5 to 10.3)	70 to 95 (265 to 360)
TJ80-3	5/16 (7.9)	TJBX50	75 to 150 (5.2 to 10.3)	60 to 125 (4.1 to 8.6)	60 to 80 (227 to 303)
		TJBX70	50 to 100 (3.4 to 6.9)	95 to 150 (6.6 to 10.3)	70 to 90 (265 to 341)
	3/8 (9.5)	TJBX70	115 to 150 (7.9 to 10.3)	68 to 110 (4.7 to 7.6)	95 to 110 (360 to 416)
TJ360-2	1/4 (6.4)	TJBX30	50 to 150 (3.4 to 10.3)	40 to 150 (2.8 to 10.3)	30 to 55 (114 to 208)
		TJBX50	50 to 150 (3.4 to 10.3)	120 to 340 (8.3 to 23.4)	50 to 80 (189 to 303)
	9/32 (7.1)	TJBX30	75 to 150 (5.2 to 10.3)	40 to 110 (2.8 to 7.6)	35 to 55 (132 to 208)
		TJBX50	50 to 150 (3.4 to 10.3)	80 to 220 (5.5 to 15.2)	50 to 80 (189 to 303)
		TJBX70	50 to 125 (3.4 to 8.6)	170 to 350 (11.7 to 24.1)	70 to 100 (265 to 379)
	5/16 (7.9)	TJBX30	115 to 150 (7.9 to 10.3)	40 to 55 (2.8 to 3.8)	40 to 75 (151 to 284)
		TJBX50	50 to 150 (3.4 to 10.3)	60 to 155 (4.1 to 10.7)	50 to 80 (189 to 303)
		TJBX70	50 to 150 (3.4 to 10.3)	120 to 290 (8.3 to 20.0)	70 to 110 (265 to 416)
	3/8 (9.5)	TJBX50	60 to 150 (4.1 to 10.3)	40 to 90 (2.8 to 6.2)	55 to 80 (208 to 303)
		TJBX70	50 to 150 (3.4 to 10.3)	70 to 165 (4.8 to 11.4)	70 to 110 (265 to 416)
	7/16 (11.1)	TJBX70	50 to 150 (3.4 to 10.3)	45 to 105 (3.1 to 7.2)	70 to 110 (265 to 416)
	1/2 (12.7)	TJBX70	75 to 150 (5.2 to 10.3)	40 to 75 (2.8 to 5.2)	80 to 110 (303 to 416)
	9/16 (14.3)	TJBX70	90 to 150 (6.2 to 10.3)	40 to 55 (2.8 to 3.8)	90 to 110 (341 to 416)
TJ360-3	1/4 (6.4)	TJBX30	90 to 150 (6.2 to 10.3)	40 to 72 (2.8 to 5.0)	40 to 55 (151 to 208)
		TJBX50	50 to 150 (3.4 to 10.3)	60 to 155 (4.1 to 10.7)	50 to 80 (189 to 303)
		TJBX70	50 to 150 (3.4 to 10.3)	120 to 290 (8.3 to 20.0)	70 to 110 (265 to 416)
	9/32 (7.1)	TJBX50	50 to 150 (3.4 to 10.3)	40 to 110 (2.8 to 7.6)	50 to 80 (189 to 303)
		TJBX70	50 to 150 (3.4 to 10.3)	80 to 205 (5.5 to 14.1)	70 to 110 (265 to 416)
	5/16 (7.9)	TJBX50	65 to 150 (4.5 to 10.3)	40 to 80 (2.8 to 5.5)	55 to 80 (208 to 303)
		TJBX70	50 to 150 (3.4 to 10.3)	60 to 150 (4.1 to 10.3)	70 to 110 (265 to 416)
	3/8 (9.5)	TJBX70	50 to 150 (3.4 to 10.3)	40 to 90 (2.8 to 6.2)	70 to 110 (265 to 416)
	7/16 (11.1)	TJBX70	100 to 150 (6.9 to 10.3)	40 to 60 (2.8 to 4.1)	90 to 110 (341 to 416)

ORDERING INFORMATION

TANKJET BX INJECTOR

Model	-	Injector No.	-	Conn.*	EXAMPLE
TJ16	-	30	-	B	TJBX - 30 - B

*Add B for BSPT connections. If NPT connection, leave blank.

