

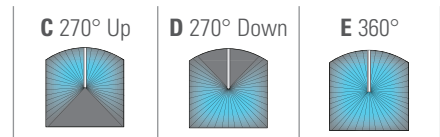
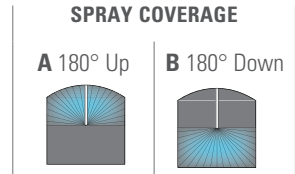


TANKJET 27500 AND 27500-R TANK CLEANING NOZZLE FEATURES AND BENEFITS

- With rotation driven by the reactionary force of the cleaning liquid, these rotating nozzles provide excellent cleaning and rinsing and are especially well-suited to clean-in-place (CIP) systems
- Spray angles range from 180° to 360° and can be used to clean specific areas or the entire tank interior
- Made of corrosion- and chemical-resistant PTFE fluoropolymer resin, both models provide peak performance when used with debris-free liquid and deliver greater impact than static spray balls
- The rotating spray heads on 27500-R nozzles can be easily removed from the body for inspection and maintenance
- 27500-R nozzles with removeable spray heads, 1/2 in. and 3/4 in. inlet connections, are also available in carbon-filled PTFE for improved thermal characteristics and higher mechanical strength.
- ATEX-certified versions available



TankJet 27500 tank cleaning nozzle



MOUNTING OPTIONS

Vertical	↑	↓
Horizontal	←	→
45° Up	↖	↗
45° Down	↘	↙

TankJet 27500-R tank cleaning nozzle



SPECIFICATIONS

TankJet 27500 and 27500-R Tank Cleaning Nozzles	
Max. tank diameter:	10 ft. (3.0 m)
Operating principle:	Fluid-driven reactionary force
Flow rate:	2.6 to 8.9 gpm (9.8 to 34 lpm)
Operating pressure:	10 to 50 psi (0.7 to 3.4 bar)
Max. temperature:	200°F (93°C)
Materials:	PTFE fluoropolymer resin or CTEF
Inlet connection:	3/8" or 1/2" NPT or BSPT (F)
Optional accessories:	Strainers, recommended mesh size: 100 (150 micron) See page G2

DIMENSIONS AND WEIGHT

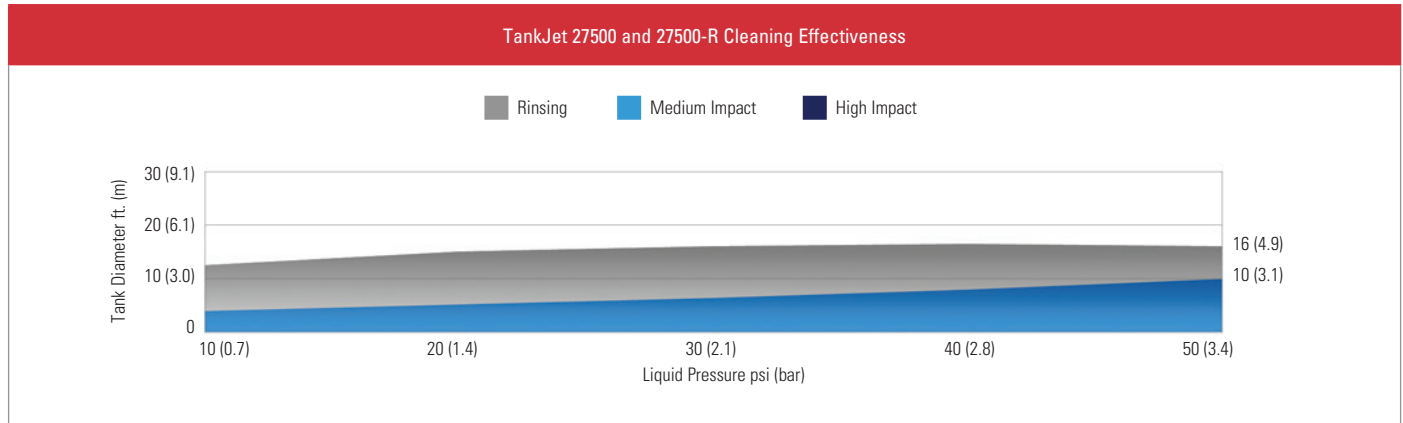
Model	Inlet Conn. in.	D in. (mm)	L in. (mm)	F (Flats) in. (mm)
27500-R	3/8	1.69 (43)	2.0 (51)	0.94 (23.8)
27500, 27500-R	1/2	1.94 (49.2)	2.38 (60.3)	1.13 (28.6)

Additional sizes available:
Page C16 – 3 in. conn.
Page D4 – 3/4, 1 and 2 in. conn.

IDEAL FOR CLEANING:

- Broke chests
- Chemical tanks
- PCB washers
- Pharmaceutical tanks
- Process tanks

PERFORMANCE DATA



Model		Inlet Conn. Size in.	Capacity Size	Orifice Dia. in. (mm)	Liquid Flow Capacity gpm (lpm)*					Max. Tank Dia. ft. (m)
27500	27500-R				10 psi (0.7 bar)	20 psi (1.4 bar)	30 psi (2.1 bar)	40 psi (2.8 bar)	50 psi (3.4 bar)	
	•	3/8	5	0.052 (1.3)	2.6 (9.8)	3.8 (14.4)	4.7 (17.8)	5.4 (20.4)	6.3 (23.8)	10 (3.0)
	•		7	3/32 (2.4)	3.7 (14.0)	5.3 (20)	6.2 (23.5)	7.4 (28)	8.2 (31)	10 (3.0)
•	•*	1/2	8	3/32 (2.4)	4.0 (15.3)	5.7 (22)	6.9 (26)	8.0 (30)	8.9 (34)	10 (3.0)

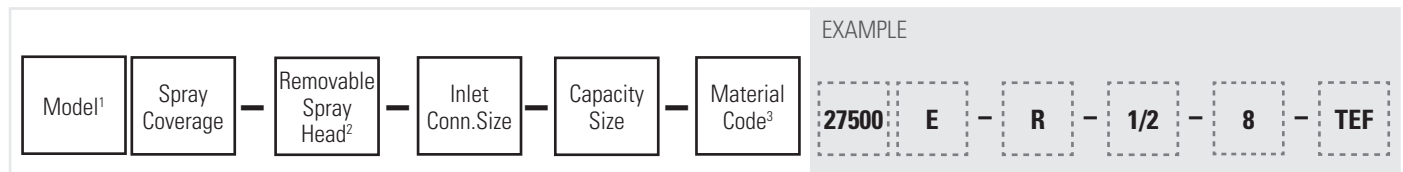
*Suggested optimum operating range: 20 to 40 psi (1.5 to 2.8 bar).

ADDITIONAL SIZES AVAILABLE

Page C16 – 3 in. conn.
Page D4 – 3/4, 1 and 2 in. conn.

ORDERING INFORMATION

TANKJET 27500 AND 27500-R TANK CLEANING NOZZLES



¹Add B prior to the model for BSPT connections.

²Leave blank for standard version.

³Indicate CTEF for carbon-filled PTFE on 1/2 in. inlet connections for 27500-R.

For lances, mounting kits, adapters and more, see page G6