



HIGH PRESSURE
GUNJET® SPRAY GUNS

H I G H P R E S S U R E W A S H I N G
P L A N T C L E A N - U P . S T E A M C L E A N I N G
R E L E A S E A G E N T S P R A Y I N G
S E A L C O A T I N G . F L O O R C L E A N I N G
H E A V Y E Q U I P M E N T W A S H I N G



HIGH PRESSURE SPRAY GUNS INTRODUCTION



HIGH PRESSURE SPRAY GUNS

- Ergonomic designs assure positive control and operator comfort even at maximum flow and pressure conditions
- Sturdy design and materials mean long, productive equipment life
- Ultimate versatility is available with a complete selection of UniJet® spray tips to meet pattern and flow specifications
- Standard one-piece nozzles, such as VeeJet® flat spray nozzles, can be used when mated with proper adapters
- Handles remain comfortable even during hot spraying operations
- Optional “weep” feature (30A and 70) helps prevent freezing in cold conditions
- Adapters convert thread sizes, allowing the attachment of optional accessories
- Extensions available for many models to improve spray gun stability
- Trigger locks prevent accidental discharge when the gun is not in use
- In-line swivels provide smooth 360° operation, eliminating hose kinking and reducing operator fatigue
- In-line strainers available to prevent clogging and improve purity of sprayed liquid
- Spare parts kits available for easy maintenance



HIGH PRESSURE SPRAY GUNS TABLE OF CONTENTS

HIGH PRESSURE GUNJET® SPRAY GUNS

	PAGE
AA30A	D4
AA60	D4
AA70	D4
AA80	D4
PW4000A	D5
PW4000AS	D5
Specifications	D6

SPRAY GUN EXTENSIONS

PAGE
D7

SPRAY GUN INLET AND OUTLET ADAPTERS

PAGE
D8

SPARE PARTS KITS

PAGE
D8



HIGH PRESSURE GUNJET® SPRAY GUNS

OVERVIEW: HIGH PRESSURE GUNJET SPRAY GUNS

- Capacity ranging from 5 gpm (19 lpm) to 10 gpm (38 lpm)
- Maximum pressure ranging from 1500 psi (105 bar) to 5000 psi (345 bar)
- Ergonomic designs assure positive control and operator comfort even at maximum flow and pressure conditions
- Ultimate versatility is available with a complete selection of UniJet spray tips to meet particular pattern and flow specifications

See page D6 for gun and tip compatibility table and pages E10-E11 for specific tip information.



HIGH PRESSURE GUNJET SPRAY GUN OPTIONS

AA30A

Max. operating pressure: 1500 psi (105 bar)
Max. temperature: 200°F (93°C)
Capacity: 5 gpm (19 lpm)
Material: Brass valve body with nylon handle
Trigger lock and guard
Designed to withstand high impact
Ergonomic design with light trigger pull
Front inlet connection keeps grip cool when spraying hot fluids
Optional weep feature prevents freezing



AA60

Max. operating pressure: 2500 psi (175 bar)
Max. temperature: 300°F (150°C)
Capacity: 6 gpm (23 lpm)
Material: Brass or stainless steel valve body with nylon handle
Trigger lock and guard
Designed to withstand high impact
Ergonomic design with light trigger pull
Front inlet connection keeps grip cool when spraying hot fluids



AA70

Max. operating pressure: 5000 psi (345 bar)
Max. temperature: 300°F (150°C)
Capacity: 10 gpm (38 lpm)
Material: Brass valve body with nylon handle
Trigger lock and guard
Designed to withstand high impact
Ergonomic design with light trigger pull
Large grip area to accommodate work gloves
Vented handle remains comfortable during hot spraying operations
Optional weep feature prevents freezing



AA80

Max. operating pressure: 3000 psi (207 bar)
Max. temperature: 300°F (150°C)
Capacity: 10 gpm (38 lpm)
Material: Brass valve body with nylon handle
Trigger lock and guard
Designed to withstand high impact
Ergonomic design with light trigger pull
Handle remains comfortable during hot spraying operations



HIGH PRESSURE GUNJET SPRAY GUN OPTIONS

PW4000A

Max. operating pressure:
4000 psi (275 bar)
Max. temperature: 300°F (150°C)
Capacity: 10 gpm (38 lpm)
Material: Brass valve body with
nylon handle
Trigger lock and guard
Designed to withstand high impact
Ergonomic design with light
trigger pull
Handle remains comfortable during
hot spraying operations



PW4000AS

Max. operating pressure:
4000 psi (275 bar)
Max. temperature: 300°F (150°C)
Capacity: 10 gpm (38 lpm)
Material: Brass valve body with
nylon handle
Trigger lock and guard
Designed to withstand high impact
Ergonomic design with light trigger pull
Bottom trigger pivot and inlet swivel
rotate freely at high pressures
Handle remains comfortable during hot
spraying operations



MATERIAL

CODE

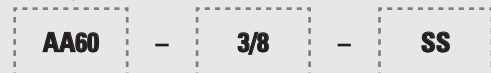
Brass	No code
Stainless steel	SS

ORDERING INFORMATION

COMPLETE SPRAY GUN ASSEMBLY



Example



BSPT connections require the addition of a "B" in the prefix of the part number. Example: AAB60.

SPECIFICATIONS

Model	Max. Operating Pressure psi (bar)	Capacity gpm (lpm)	Max. Temperature °F (°C)	Inlet Conn. in.	Outlet Conn. in.	Weight oz. (kg)	Spray Tips	Extensions	Adapters/ Swivel Connectors	Spare Parts Kits
AA30A	1500 (105)	5 (19)	200 (93)	1/4 NPT or BSPT (F)	11/16–16 UniJet® THD	15 (.43)	EG, TG UniJet	9004-SS, 9702A, 9702C, 9702S, 13781S	4676-SS-1/4, 9765, 11990	AB30A-KIT AB30AW-KIT AB30A-50736-KIT
AA60	2500 (175)	6 (23)	300 (150)	3/8 NPT or BSPT (F)	11/16–16 UniJet THD	16 (.45)	EG UniJet, MEG, MEG-SSTC WashJet®	9004-SS, 9702A, 9702C, 9702S, 20400-1/4M*, 20400-1/8F*	14643-1/4, 15950-SS	AB60-KIT, AB60-SS-KIT, AB60W-KIT, AB60-20250-KIT AB60-21580-KIT, AB60-21580A-KIT, AB36533-60-KIT
AA70	5000 (345)	10 (38)	300 (150)	3/8 NPT or BSPT (F)	1/4 NPT or BSPT (F)	25 (.71)	IMEG, MEG QCIMEG, WashJet	20400-1/8F	15950	–
AA80	3000 (207)	10 (38)	300 (150)	3/8 NPT or BSPT (F)	11/16–16 UniJet THD or 1/4, 3/8 NPT or BSPT (F)	36 (1.02)	EG UniJet, IMEG, MEG, SAQCIMEG, QCMEG WashJet	9004-SS, 9702A, 9702C, 9702S, 15250, 20400-1/4M*, 20400-1/8F*	14643-1/4, 15950-SS	AB80-KIT
PW4000A	4000 (275)	10 (38)	300 (150)	1/4, 3/8 NPT or BSPT (F)	1/4, 3/8 NPT or BSPT (F)	24 (.68)	IMEG, MEG, MEG-SSTC, QCMEG WashJet	15250, 20400-1/4M*, 20400-1/8F*	9765, 15950, 21550	AB-PW4000A-KIT, AB-PW4000AW-KIT
PW4000AS	4000 (275)	10 (38)	300 (150)	3/8 NPT or BSPT (F) swivel	1/4, 3/8 NPT or BSPT (F)	24 (.68)	IMEG, MEG, MEG-SSTC, QCMEG WashJet	15250, 20400-1/4M*, 20400-1/8F*	15950	AB-PW4000AS-KIT, AB-PW4000ASW-KIT


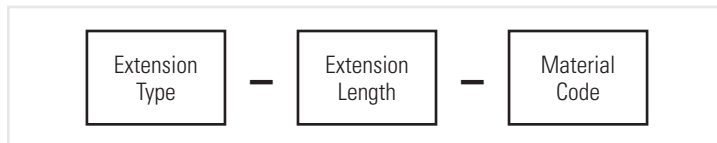
*Use with adapter 14643-1/4-SSP or 14643-1/4-IENP.

Do not exceed the maximum operating pressure of the lowest rated accessory item within the spray system. Contact your sales engineer for additional configuration options.

See Spraying Systems Co. Hydraulic Spray Products Catalog 75 for spray tip performance data.

ORDERING INFORMATION

COMPLETE EXTENSION ASSEMBLY



BSPT connections require the addition of a "B" in the prefix of the part number. Example: B15250.









MATERIAL

CODE

Brass	No code
Mild steel	I
Stainless steel	SS
Zinc-plated steel	IZP





EXTENSIONS FOR HIGH PRESSURE GUNJET SPRAY GUNS

Extension	Extension Type	Max. Pressure psi (bar)	Inlet Conn. in.	Outlet Conn. in.	Material	Lengths in. (mm)	Special Features
	9702A	2000 (138)	11/16–16 UniJet® THD	–	Mild steel	10 (254)	Projects spray at 90° angle to inlet. Usually supplied with 7890 inlet cap and a tungsten carbide spray tip (order cap and tip separately) Refer to Data Sheet 9702-1
24 (610)							
48 (1219)							
60 (1524)							
	9702C	2000 (138)	11/16–16 UniJet THD	–	Mild steel	10 (254)	Curved body. Usually supplied with 7890 inlet cap and a tungsten carbide spray tip (order cap and tip separately) Refer to Data Sheet 9702-1
24 (610)							
48 (1219)							
60 (1524)							
	9702S	2000 (138)	11/16–16 UniJet THD	–	Mild steel	10 (254)	Usually supplied with 7890 inlet cap and a tungsten carbide spray tip (order cap and tip separately) Refer to Data Sheet 9702-1
24 (610)							
48 (1219)							
60 (1524)							
	13781S	2000 (138)	11/16–16 UniJet THD	1/4–28	Mild steel	10 (254)	Usually supplied with 7890 inlet cap and 13783 hollow cone spray tip (order cap and tip separately) Refer to Data Sheet 13775
16 (406)							
48 (1219)							
	15250	3000 (207)	3/8 NPT or BSPT (M)	11/16–16 UniJet THD	Stainless steel or zinc-plated steel	18 (457)	Adjustable hand grip. Neoprene insulated cover
36 (914)							
	20400-1/4M	3000 (207)	1/4 NPT or BSPT (M)	1/4 NPT or BSPT (M)	Stainless steel or nickel-plated steel	18 (457)	Neoprene insulated cover
36 (914)							
	20400-1/8F	3000 (207)	1/4 NPT or BSPT (M)	1/8 NPT or BSPT (F)	Stainless steel or nickel-plated steel	18 (457)	Neoprene insulated cover
36 (914)							
	9004-SS	4000 (275)	11/16–16 UniJet THD	11/16–16 UniJet THD	Stainless steel	8 (203)	
12 (305)							
18 (457)							
24 (610)							
36 (914)							

Do not exceed the maximum operating pressure of the lowest rated accessory item within the spray system. Contact your sales engineer for additional material or size options.


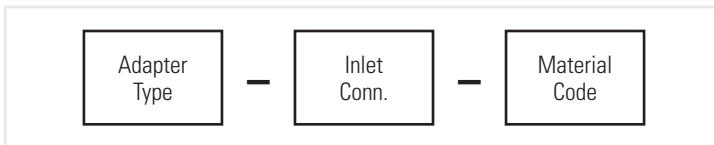
ADAPTERS FOR HIGH PRESSURE GUNJET SPRAY GUNS

Adapter	Adapter Type	Max. Pressure psi (bar)	Inlet Conn. in.	Outlet Conn. in.	Material
	4676-__-SS	2000 (138)	11/16–16 UniJet® THD	1/8, 1/4, 3/8, 1/2, 3/4 NPT or BSPT (F)	Stainless steel
	14643	4000 (275)	11/16–16 UniJet THD	1/8, 1/4 NPT or BSPT (F)	Nickel-plated steel, Stainless steel

Do not exceed the maximum operating pressure of the lowest rated accessory item within the spray system. Contact your sales engineer for additional options.

ORDERING INFORMATION

COMPLETE ADAPTER ASSEMBLY



BSPT connections require the addition of a "B" in the prefix of the part number. Example: B4676.

MATERIAL

CODE

Nickel-plated steel	INP
Stainless steel	SS

SPARE PARTS KITS FOR HIGH PRESSURE GUNJET SPRAY GUNS

Spare Parts Kit	Kit includes:
AB30A-KIT	Valve seat sub-assembly, Stem sub-assembly, Cup packing
AB30AW-KIT	
AB30A-50736-KIT	Cap sub-assembly, Valve seat ring & tip sub-assembly, Stem sub-assembly, Packing cup
AB60-KIT	Valve seat sub-assembly, Stem sub-assembly, Main spring, Cup packing, Back-up ring, Gasket
AB60W-KIT	
AB60-SS-KIT	
AB60-20250-KIT	Screw, Seat, Main stem & seat holder sub-assembly, Spring, Cup packing, Back-up ring, Seat plug gasket
AB60-21580-KIT	Pintle, Seat, Main stem & seat holder sub-assembly, Spring, Cup packing, Back-up ring, Seat plug gasket
AB60-21580A-KIT	

Spare Parts Kit	Kit includes:
AB80-KIT	Main spring, Back-up rings, O-rings, Seat washer, Lip seal
AB36533-60-KIT	Screw, Seat, Main stem & seat holder sub-assembly, Spring, Cup packing, Back-up ring, Seat plug gasket
ABPW4000A-KIT	Trigger spring, Gasket, Back-up rings, O-rings, Seat, Stem, Ball, Spring
ABPW4000AW-KIT	
ABPW4000AS-KIT	
ABPW4000ASW-KIT	

