



CHEST CLEANERS

TABLE OF CONTENTS

	PAGE
TankJet® Tank and Chest Cleaners	H2
Strainers	H8



OVERVIEW: TANKJET TANK AND CHEST CLEANERS

Ideal for: pulp chests, headboxes, broke storage chests, tile-lined stock chests, machine chests, low-D chests, HY-D chests, small vessels, totes and more

- Consistent, thorough cleaning of tanks and chests using less water and chemicals than manual or fill and drain methods
 - Eliminates the need to use costly contract cleaning services or having workers enter large chests
 - Choose from high-impact, motor- or fluid-driven machines; constant or variable speed rotating units; and stationary spray nozzle and spray balls
 - Wide range of operating pressures, spray coverages, connections, materials, nozzle hubs and more
 - Units available for cleaning chests and tanks up to 100 ft. (3.5 m) in dia.
- Some of the most commonly used products in mills are featured here. For complete specifications and performance data, see TankJet Tank Cleaning Products, Cat. 75TJ.**

TANKJET TANK AND CHEST CLEANER OPTIONS**TankJet 360**

For high-impact chest cleaning or tanks up to 100 ft. (30.5 m) in diameter

- Provides consistent, high-impact, high-efficiency cleaning over the entire pressure range for short cycle times
- Can be used for high-concentration chemical recirculation cleaning or low pressure, high-volume cleaning
- Nozzles rotate 360° in horizontal and vertical planes, creating a crisscrossing pattern to thoroughly clean tanks and remove the stickiest of residues
- Standard clutch version permits easy nozzle hub rotation by hand for insertion and removal from tank; optional pin version for permanent or CIP installations; optional external, self-rinsing nozzles are available for both pin and clutch versions
- Built-in strainer minimizes clogging and extends wear life; user-serviceable for easy maintenance

**TankJet AA290**

For high-impact chest cleaning or tanks up to 100 ft. (30.5 m) in diameter

- Dependable, durable motor-driven units provide consistent, high-impact, 360° cleaning to remove the most stubborn residues
- Construction features corrosion-resistant 316 stainless steel with PTFE fluoropolymer resin seals; having the motor positioned outside the tank ensures longer life and fewer failures due to exposure to harmful cleaning solutions
- 55430 series solid stream nozzles provide optimum impact and have removable stabilizer vanes for easy maintenance
- Choice of:
 - CE-rated air (AG) or explosion-proof (E-EP) electric motor
 - Two- or four-nozzle hub
 - Extension lengths from 3 ft. (0.9 m) up to 10 ft. (3.0 m)



TankJet 78

For high-impact chest cleaning or tanks up to 45 ft. (13.7 m) in diameter

- High-impact, 360° cleaning ensures tank cleanliness and results in shorter cleaning cycles and reduced use of water and chemicals
- Fast and easy maintenance without tools
- Easy retrofit for spray balls
- Choice of two- or four-nozzle configurations and inlet connection size



TankJet AA190

For high-impact chest cleaning or tanks up to 40 ft. (12.2 m) in diameter

- Versatile, high-impact tank cleaner provides efficient, consistent, reliable cleaning with virtually no maintenance
- Lightweight units can be installed permanently or easily moved from tank to tank
- Component and configuration options allow easy customization to meet the needs a variety of cleaning operations. Choice of:
 - Variable speed, CE-approved air (AG), electric (E) or explosion-proof (E-EP) electric motors
 - Operational pressure range from 100 up to 1000 psi (7 to 69 bar)
 - 360° or 180° coverage
 - Extension lengths from 4 in. (1.2 m) to 10 ft. (3.0 m)



TankJet 27500

For chests up to 25 ft. (7.6 m) in diameter

- Excellent cleaning and rinsing; reactionary force of cleaning liquid drives rotation of nozzles
- Spray angles range from 180° to 360° and can be used to clean specific areas or the entire tank interior
- Made of corrosion- and chemical-resistant PTFE fluoropolymer resin
- Delivers greater impact than static spray balls



TankJet 6353









For rinsing chests up to 10 ft. (3.0 m) in diameter

- Simple and reliable with no moving parts
- Individual nozzles (13 total) can be replaced with plugs to provide specific cleaning coverages
- Nozzles are easily removed for cleaning and inspection
- Can be installed in any position











FOR DETAILED NOZZLE PERFORMANCE DATA, SEE TANKJET® TANK CLEANING PRODUCTS, CAT. 75TJ

QUICK REFERENCE GUIDE

Nozzle	Max. Tank Dia. ft. (m)	Operating Principle	Flow Rate gpm (lpm)	Operating Pressure psi (bar)	Spray Coverage	Min. Tank Opening in. (mm)	Max. Temp. °F (°C)	Typical Applications
TankJet 360 	100 (30.5)	Fluid-driven turbine	30 to 300 (114 to 1136)	40 to 350 (2.8 to 24.1)	360°	6.25 (159) for 2 nozzle; 10.25 (260) for 3 nozzle	250 (121)	Cleaning large stock chests and tanks in the mill
TankJet AA290 		Motor-driven	24 to 284 (91 to 1075)	50 to 250 (3.4 to 17.2)	360°	7.25 (184) for 2 nozzle; 8.25 (210) for 4 nozzle	200 (93)	Cleaning large stock chests and tanks with stubborn residues
TankJet 180 	80 (24.4)	Fluid-driven turbine	30 to 300 (114 to 1136)	40 to 350 (2.8 to 24)	180°	12.25 (311)	250 (121)	Cleaning large open top stock chests and vessels
TankJet 80 	50 (15.2)	Fluid-driven turbine	53 to 142 (200 to 538)	60 to 200 (4.1 to 13.8)	360°	6.5 (165) for 2 nozzle; 12.5 (318) for 3 nozzle	250 (121)	Cleaning large stock chests and tanks with stock buildup
TankJet 78 & 78D 	45 (13.7)	Fluid-driven turbine	65 to 165 (246 to 625)	25 to 100 (1.7 to 6.9)	360°	TJ78: 5.75 (146) TJ78D: 7.63 (194)	200 (93)	Rinsing medium-size vessels which require more sanitary designs
TankJet 65 & 65HT 	40 (12.2)	Fluid-driven turbine	30 to 150 (114 to 568)	50 to 150 (3.4 to 10.3)	360°	7.5 (190)	TJ65: 250 (121) TJ65HT: 500 (260)	Quick cleaning of large tanks
TankJet AA190 		Motor-driven	3.1 to 44 (11.8 to 167)	100 to 1000 (6.9 to 69)	180°, 360°	3.75 (95) for 360°; 4.5 (114.3) for 180°	200 (93)	Cleaning different size tanks with varying residues
TankJet YMD3 	30 (9.1)	Motor-driven	8.6 to 37.5 (32.6 to 142)	725 to 4350 (50 to 300)	360°	3.75 (95)	176 (80)	High-pressure cleaning





QUICK REFERENCE GUIDE

Nozzle	Max. Tank Dia. ft. (m)	Operating Principle	Flow Rate gpm (lpm)	Operating Pressure psi (bar)	Spray Coverage	Min. Tank Opening in. (mm)	Max. Temp. °F (°C)	Typical Applications
 <p>TankJet 75</p>	30 (9.1)	Fluid-driven turbine	15.0 to 33 (57 to 125)	75 to 300 (5.2 to 21)	360°	3.75 (95)	250 (121)	Quick cleaning of large tanks
 <p>TankJet 27500 & 27500-R</p>	10 to 25 (3.0 to 7.6)	Fluid-driven reactionary force	4.0 to 224 (15.3 to 850)	10.0 to 50 (0.7 to 3.4)	180° up/down, 270° up/down, 360°	2 to 7 (51 to 178)	200 (93)	Cleaning with corrosive chemicals or in corrosive environment
 <p>TankJet 16</p>	24 (7.2)	Fluid-driven turbine	36 to 76 (136 to 288)	50 to 200 (3.4 to 13.8)	180° up/down, 270° down, 360°	3 (76)	250 (121)	Cleaning medium-size vessels with small openings
 <p>TankJet 28500 & 28500-R</p>	18 (5.5)	Fluid-driven reactionary force	9.0 to 78.3 (34 to 296)	10.0 to 50 (0.7 to 3.4)	180° up/down, 270° up/down, 360°	2.5 to 4 (64 to 102)	200 (93)	Rinsing medium-size vessels which require more sanitary designs
 <p>TankJet 12900</p>	18 (5.5)	Fixed stationary	72 to 385 (280 to 1470)	20 to 50 (1.4 to 3.4)	360° and custom spray angles	10 (254)	212 (100)	Rinsing medium headboxes or machine washdown
 <p>TankJet AA090</p>	16 (4.9)	Motor-driven	1.5 to 7.3 (5.7 to 28)	100 to 500 (6.9 to 34.5)	360°	2.3 (59)	200 (93)	High-impact cleaning of medium-size chests
 <p>TankJet D26984 & D40159</p>	10 to 16 (3.0 to 4.9)	Fluid-driven constant speed	3.2 to 19.8 (12.0 to 75)	30 to 90 (2.1 to 6.2)	65° down, 120° down, 180° up/down, 260° up/down, 360°	Thread: 2.25 (56) CIP version: 4 (102)	160 (70)	Cleaning and rinsing of medium-size vessels requiring different spray coverages
 <p>TankJet D41800E</p>	10 to 16 (3.0 to 4.9)	Fluid-driven constant speed	3.0 to 22.8 (11.0 to 86)	30 to 90 (2.1 to 6.2)	360°	1.25 (32)	265 (130)	Cleaning medium-size vessels requiring sanitary type designs

QUICK REFERENCE GUIDE

Nozzle	Max. Tank Dia. ft. (m)	Operating Principle	Flow Rate gpm (lpm)	Operating Pressure psi (bar)	Spray Coverage	Min. Tank Opening in. (mm)	Max. Temp. °F (°C)	Typical Applications
TankJet D41990 	6.5 to 16 (2.0 to 4.9)	Fluid-driven reactionary force	2.4 to 37.4 (9.0 to 141)	15.0 to 60 (1.0 to 4.1)	180° up/down, 360°	Thread: 1 to 1.5 (25 to 38) CIP version: 2 to 4 (51 to 102)	265 (130)	Cleaning small to medium chests in high-risk environments
TankJet 9 A, B & C 	6 to 16 (1.8 to 4.9)	Fluid-driven reactionary force	1.3 to 38 (4.9 to 144)	10.0 to 120 (0.7 to 8.3)	2 x 175°, 360°	TJ9-A: 1.25 (32) TJ9-B: 1.5 (38) TJ9-C: 1.75 (44)	190 (88)	Cleaning small to medium chests with very small tank openings
TankJet 63225 	13 (4.0)	Fixed stationary	22 to 51 (83 to 192)	15.0 to 40 (1.0 to 2.8)	360°	1.5 to 4 (38 to 102)	400 (204)	Rinsing medium-size vessels which require sanitary-type designs
TankJet 14 & 19 	12 (3.7)	Fluid-driven turbine	10.0 to 30 (38 to 114)	50 to 200 (3.4 to 13.8)	180° up/down, 270° down, 360°	2 (51)	250 (121)	Rinsing medium-size chests with medium impact
TankJet 6353 & 6353-MFP 	10 (3.0)	Fixed stationary	8.9 to 80 (35 to 301)	20 to 50 (1.4 to 3.4)	360°	6 (152)	212 (100)	Rinsing smaller tanks or headboxes
TankJet 18250A 	8 (2.4)	Fluid-driven reactionary force	10.5 to 55 (48 to 205)	10.0 to 60 (0.7 to 4.1)	360°	2.38 (60)	350 (177)	Cleaning small vessels
TankJet D41892 	6.5 (2.0)	Fluid-driven reactionary force	4.0 to 7.5 (15.9 to 29)	20 to 70 (1.4 to 4.8)	360°	1.5 (37)	160 (70)	Cleaning small tanks in high-risk environments
TankJet M60 	5 (1.5)	Motor-driven	1.1 to 10.1 (4.2 to 38)	100 to 1000 (6.9 to 69)	360°	1.75 (44.5)	180 (82)	Mobile cleaning of multiple totes and open-bottom vessels
TankJet D26564 		Fluid-driven reactionary force	2.4 to 5.4 (9.0 to 20.5)	14.5 to 72.5 (1.0 to 5.0)	180° up/down	1.5 (37)	194 (90)	Rinsing open top totes or small vessels

QUICK REFERENCE GUIDE

Nozzle	Max. Tank Dia. ft. (m)	Operating Principle	Flow Rate gpm (lpm)	Operating Pressure psi (bar)	Spray Coverage	Min. Tank Opening in. (mm)	Max. Temp. °F (°C)	Typical Applications
TankJet 21400A 	5 (1.5)	Fluid-driven reactionary force	5.0 to 22 (23 to 82)	10.0 to 60 (0.7 to 4.1)	360°	2.25 (60)	350 (177)	Rinsing totes or small vessels
TankJet VSM 		Fixed stationary	2.7 to 72 (10.4 to 269)	10.0 to 150 (0.7 to 10.3)	240° down	2 (51)	200 (93)	Rinsing or foam control in small tanks
TankJet 30473 	3 (0.9)	Fluid-driven reactionary force	2.1 to 4.5 (7.8 to 18.0)	10.0 to 50 (0.7 to 3.4)	180° up/ down, 360°	1 (25)	200 (93)	Cleaning or foam control in small tanks with small openings
TankJet 23240-2 23240-3 		Fluid-driven reactionary force	3.5 to 22 (14.0 to 79)	20 to 200 (1.4 to 13.8)	360°, side spray	1.03 (26)	350 (177)	Cleaning small headboxes, ducts or vessels

MESH RECOMMENDATIONS

Nozzle Type	Mesh Recommendation
Motor Driven Tank Cleaner	100 min.
Fluid Driven (Turbine)	30 to 50
Fluid Driven (Reactionary Force and Constant Speed)	200 min.
Fixed Stationary	Refer to Mesh to Micron Conversion Chart

MESH TO MICRON CONVERSION CHART

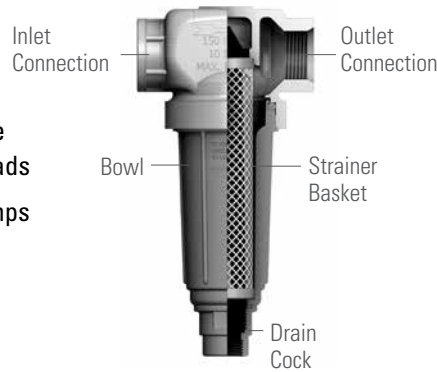
Mesh	Micron	Inches (mm)
16	1191	0.0469 (1.2)
20	840	0.0331 (.84)
30	590	0.0232 (.58)
50	297	0.0117 (.29)
60	250	0.0098 (.24)
80	177	0.0070 (.17)
100	149	0.0059 (.14)
200	74	0.0035 (.08)

FOR DETAILED NOZZLE PERFORMANCE DATA, SEE
TANKJET® TANK CLEANING PRODUCTS, CAT. 75TJ



OVERVIEW: STRAINERS

- Reduce clogging in tank cleaners and tank cleaning nozzles
- Remove contaminants from liquid to ensure continuous movement of rotating spray heads
- Extend wear life of nozzles, valves and pumps
- Wide range of options: heavy duty, heavy duty high pressure, self cleaning and a wide range of mesh sizes



T-Style Strainer

T-strainers feature a removable bottom cap or plug for complete withdrawal of the screen assembly during cleaning. On some models, the bottom pipe plug can be replaced with a drain cock for quick-flush cleaning. Models with a clear nylon bowl allow easy visual inspection of the internal screen. Self-clean designs allow filtered liquid to pass through, while liquid particles are returned back to the liquid supply through a return outlet.

STRAINER OPTIONS

TWD

- 1/4", 3/8", 1/2", 3/4", 1", 1-1/4", 1-1/2", 2", 2-1/2" female conn.
- Removable bottom plug for easy screen cleaning
- Bottom plug can be replaced with drain cock for flush cleaning
- Use TWC for connections of 3" and up.
- TWC handles large flow rates with minimal pressure drops. Call your local specialist for application assistance.
- Materials: Aluminum, brass, stainless steel
- Mesh: 16, 30, 50, 80, 100, 40 x 200 Dutch weave
- Max. pressure: 300 psi (20 bar)



8310A

- 1/4", 3/8", 1/2" female connection
- Designed for high pressure operation
- Removable bottom plug for easy flush cleaning of screen
- Material: Stainless steel
- Mesh: 16, 30, 50, 100
- Max. pressure: 5000 psi at 150°F (345 bar at 66°C)



AA124/AA430

- 3/4", 1", 1-1/4", 1-1/2", 2", 2-1/2" female connection (Inlet connections vary depending on strainer type)
- Larger size screen area requires less frequent cleaning
- Self-cleaning styles and versions with mounting lugs available
- AA124 and AA430 versions are the same except for materials and inlet connections



Strainer Type	Strainer Part No.	Material*	Max. Pressure	Mesh Sizes
124	AA124-AL	Aluminum head/nylon bowl	150 psi (10 bar)	16, 30, 50, 80, 100
124ML with mounting holes**	AA124ML-AL	Aluminum head/nylon bowl	150 psi (10 bar)	16, 30, 50, 80, 100
124A self-cleaning version	AA124ASC-NYB	Aluminum head/nylon bowl	110 psi (8 bar)	16, 30, 50, 80, 100
430ML with mounting holes**	AA430ML	Polypropylene head/nylon bowl	110 psi (8 bar)	16, 30, 50, 80, 100, 120, 200†
430 self-cleaning version	AA430SC	Polypropylene head/nylon bowl	75 psi (5 bar)	16, 30, 50, 80, 100, 120, 200†

*Max. temperature for plastic 100°F (38°C); max. temperature for metal 180°F (82°C).
 **For mounting on machinery or angle iron.
 †120 only for 1-1/4" and 1-1/2" sizes; 200 only for 3/4" and 1" sizes.

QUICK REFERENCE GUIDE

Model	Connection Type	Connection Size in.	Material
TWD	Female	1/4, 3/8, 1/2, 3/4, 1, 1-1/4, 1-1/2, 2, 2-1/2	Aluminum, brass, stainless steel
8310A	Female	1/4, 3/8, 1/2	Stainless steel
AA124/AA430	Female	3/4, 1, 1-1/4, 1-1/2, 2, 2-1/2	Aluminum head/nylon bowl or Polypropylene head/nylon bowl

