



NEW AA214 PRO+ DESCALEJET®



AA214 Pro+
DescalJet Nozzle
and Sub-Assembly

HIGH IMPACT, LOW FLOWS, SMALL SIZE

A unique combination of features in our AA214 and Compact DescalJet nozzles provides better surface cleaning. Used at low spray heights and placed close together on a header, these nozzles operate at lower flow rates and higher pressures producing a tight spray pattern and higher impact per unit area. Less water can be used to achieve the same impact level offered by higher capacity nozzles – an especially important attribute when line speeds are high.

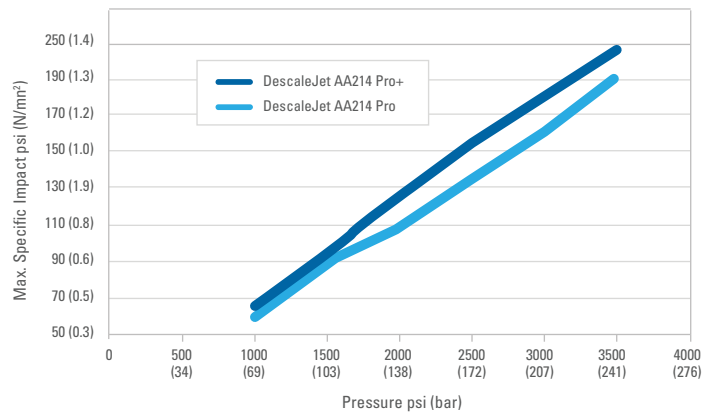
FEATURES

- **High impact:** Fluid passage designed to minimize turbulence and produce a thin spray
- **Long service life:** Wear resistant materials
- **Reduced water use:** Lower spray heights 2" to 6" (50 to 152 mm) to reduce water use and obtain the same impact provided by high capacity descaling nozzles

SPECIFICATIONS

Sizes: Rigid weld configuration fits any pipe assembly
Spray angles: 18° through 40° at 40 psi (3 bar)
Flow rate range: 1.4 to 10.6 gpm (5.3 to 40.1 lpm) at 2000 psi (138 bar)
Materials: Stainless steel with tungsten carbide orifice insert
Maximum operating pressure: 5800 psi (400 bar)

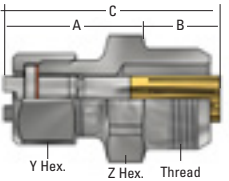
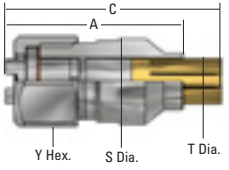
IMPACT COMPARISON: DESCALEJET PRO+ AND DESCALJET PRO



PERFORMANCE DATA

Capacity Code	PSI (Flow rate in gpm)									BAR (Flow rate in lpm)							
	1000	1500	2000	2500	3000	3500	4000	4500	5000	70	100	150	200	250	300	350	400
-02	1.0	1.2	1.4	1.6	1.7	1.9	2.0	2.1	2.2	3.8	4.6	5.6	6.4	7.2	7.9	8.5	9.1
-03	1.5	1.8	2.1	2.4	2.6	2.8	3.0	3.2	3.4	5.7	6.8	8.4	9.7	10.8	11.8	12.8	13.7
-04	2.0	2.4	2.8	3.2	3.5	3.7	4.0	4.2	4.5	7.6	9.1	11.2	13.0	14.5	15.9	17.2	18.4
-05	2.5	3.1	3.5	4.0	4.3	4.7	5.0	5.3	5.6	9.5	11.4	14.0	16.2	18.1	19.9	21	23
-06	3.0	3.7	4.2	4.7	5.2	5.6	6.0	6.4	6.7	11.4	13.7	16.8	19.5	22	24	26	28
-07	3.5	4.3	4.9	5.5	6.1	6.5	7.0	7.4	7.8	13.3	16.0	19.5	23	25	28	30	32
-08	4.0	4.9	5.7	6.3	6.9	7.5	8.0	8.5	8.9	15.2	18.2	22.5	26	29	32	34	37
-09	4.5	5.5	6.4	7.1	7.8	8.4	9.0	9.5	10.1	17	20.6	25.3	29	33	36	39	41
-10	5.0	6.1	7.1	7.9	8.7	9.4	10.0	10.6	11.2	18.8	23	28	32	36	40	43	46
-12	6.0	7.3	8.5	9.5	10.4	11.2	12.0	12.7	13.4	23	27	33	40.5	45	50	54	58
-15	7.5	9.2	10.6	11.9	13.0	14.0	15.0	15.9	16.8	29	34	42	49	54	60	64	69

DIMENSIONS

Nozzle	Nozzle Version	A (mm)	B (mm)	C (mm)	Y Hex. (mm)	Z Hex. (mm)	Thread	S Dia. (mm)	T Dia. (mm)
	AA214 DescaleJet Pro+ Threaded Version with Strainer	1.81" (46.0)	1.02" (25.9)	2.83" (71.9)	1-3/6" (30.2)	1-1/2" (38.1)	1" NPT (1" BSPT)	—	—
	AA214 DescaleJet Pro+ Welded Version with Strainer	2.33" (59.2)	—	2.83" (71.9)	1-3/6" (30.2)	—	—	1.16" (28.6)	.74" (18.9)



North Avenue and Schmale Road, P.O. Box 7900, Wheaton, IL 60187-7901 USA

Tel: 1.800.95.SPRAY Intl. Tel: 1.630.665.5000
 Fax: 1.888.95.SPRAY Intl. Fax: 1.630.260.0842

www.spray.com

